



Supporting Information

Metal-Backboned Polymers with Well-Defined Lengths

K. Zeng, Y. Yang, J. Xu, N. Wang, W. Tang, J. Xu, Y. Zhang, Y. Wu, Y. Xu, G. Wang,
P. Chen, B. Wang, X. Sun, G. Jin, H. Peng**

Contents

1. General Information	S3
2. Synthetic Procedures	S5
3. Results and discussion	S15
Figure S1. FTIR spectra of NBPs with 3–21 nickel atoms (in blue) and corresponding ligands (in red).	S16
Figure S2. The Raman Spectrum of NBP with 3 nickel atoms.....	S17
Figure S3. Molecular structure of NBP with 3 nickel atoms.....	S17
Table S1. Crystal data and structure refinement for NBP with 3 nickel atoms.	S18
Figure S4. Size exclusion chromatography trace of the NBP with 21 nickel atoms.....	S19
Figure S5. Characterization of copper- and cobalt-backboned polymer with 3 metal atoms.	S19
Figure S6. The Ni K-edge XANES spectra of NBPs with 3–21 nickel atoms.	S20
Figure S7. The k space EXAFS spectra of NBPs with 3–21 nickel atoms.	S20
Figure S8. The FT-EXAFS spectra of NBP with 3 nickel atoms (top) and the Feff calculation results according to its crystal structure (bottom).	S21
Figure S9. Optimized structure for NBPs with 13 and 21 nickel atoms.....	S21
Table S2. The lengths of nickel atom chains (L_{Ni}) and molecular lengths (L_M) of NBPs with 3–21 nickel atoms calculated by density functional theory.....	S22
Figure S10. The fluorescence emission spectra of NBPs with 3–21 nickel atoms.	S22
Figure S11. Cyclic voltammograms of NBPs with 3–21 nickel atoms.	S23
Figure S12. Optical bandgaps of NBPs with 3–21 nickel atoms.	S23
Figure S13. The solubility exhibition of NBPs.....	S24
Figure S14. TGA of the NBP with 21 nickel atoms (after activation of the sample).	S24
Characterization Spectra for the Compounds	S25
Cartesian Coordinates of the Optimized Structures for NBPs	S55
References	S103
Author Contributions	S103

SUPPORTING INFORMATION

1. General Information

Materials. Anhydrous N,N-dimethylformamide (99.8%) was purchased from Sigma-Aldrich. Deuterated chloroform (D, 99.8%) and dimethyl sulfoxide (D, 99.8%) with 0.03% (v/v) tetramethylsilane as internal standard, were purchased from Cambridge Isotope Laboratories. Trans-2-[3-(4-tert-butylphenyl)-2-methyl-2-propenylidene]malononitrile (DCTB, 98.0%) and sodium trifluoroacetate (98.0%) were purchased from Tokyo Chemical Industry. All other reagents and solvents including 4-tert-butylcalix[4]arene (98%), 2,6-diaminopyridine (98%), 2,6-dibromopyridine (98%), bis(2,4-dimethoxybenzyl)amine (98%), tris(dibenzylideneacetone) dipalladium (Pd₂(dba)₃, 98%), 1,3-bis(diphenylphosphino)propane (DPPP, 98%), potassium tert-butoxide (*t*-BuOK, 98%), 2-chloropyridine (98%), 4-picoline (98%), pyridine (98%), tetrahydrofuran (THF, 99.8%), trifluoroacetic acid (TFA, 99.5%), N,N-Dimethylformamide (DMF, 99.5%) and xylene (99%) were of reagent grade, purchased from Adamas, and used as received.

Instruments and methods. ¹H and ¹³C nuclear magnetic resonance (NMR) spectra were obtained using a Bruker AVANCE III HD spectrometer (400 M). High resolution mass spectrometry (HRMS) measurements were performed using a Bruker McriOTOF11 spectrometer.

Matrix-assisted laser desorption/ionization time-of-flight mass spectrometry (MALDI-TOF MS) was measured using a AB SCIEX 5800 mass spectrometer using trans-2-[3-(4-tert-Butylphenyl)-2-methyl-2-propenylidene]malononitrile as the matrix and sodium trifluoroacetate as the ionization reagent (when necessary).

Fourier transform infrared (FT-IR) spectra were recorded in the region of 400-4000 cm⁻¹ on a Thermofisher Nicolet 6700 FT-IR instrument (KBr Discs).

The Raman shifts were recorded by a Renishaw/NT-MDT In Via Qontor/NTEGRA Spectra II with the excitation wavelength of 532 nm.

The Ni K-edge X-ray absorption spectroscopy (XAS) was recorded in a transmission mode at 1W1B beamline in Beijing Synchrotron Radiation Facility. For Ni K-edge data, the absorption edge energy E_0 of pure Ni foil was aligned to 8333 eV. E_0 of Ni foil was assigned by the first maximum of first-derivative X-ray absorption near-edge structures spectrum. Data reduction and analysis were performed using the Demeter software package^[1].

SUPPORTING INFORMATION

Ultraviolet-visible spectroscopy spectra (UV-Vis) absorption spectra were recorded on a Perkin-Elmer Lambda 750 spectrophotometer and fluorescence spectra were recorded on a PTI QM40 fluorescence spectrophotometer.

The cyclic voltammograms of the nickel-backboned polymers (NBPs) were obtained in dry CH_2Cl_2 with a CHI 660D electrochemical workstation using 0.1 M tetrabutyl ammonium perchlorate as the supporting electrolyte, a glassy carbon electrode as the working electrode, a platinum wire as the counter electrode, and a saturated Ag/AgCl electrode as the reference electrode. The scan rate was 100 mV s^{-1} .

Crystallographic data was collected using a SMART APEX system ($\text{Ga}_{\text{K}\alpha}$, $\lambda = 1.34138 \text{ \AA}$) equipped with CCD detector (Bruker). Indexing was performed using APEX 2 (difference vectors method). Data integration and reduction were performed using SaintPlus 6.01. Absorption correction was performed by the multis-can method implemented in SADABS. The structure was solved and refined using SHELXTL-97.

Cryogenic transmission electron microscope (Cryo-TEM) images were obtained by a JEM-3200FSC from JEOL, Japan. The frozen holey carbon film was transferred to a JEM-3200FSC, and the entire transfer process was carried out in liquid nitrogen. The JEM-3200FSC was equipped with a 300 kV field emission gun and an energy filter. The patterns were collected by a Gatan charge-coupled device (CCD) camera, and the working temperature of the CCD was -5°C . The function of the energy filter was to enhance the contrast of the pattern, and the width of the energy slit was 20 eV. The loss rate of the pattern was $100 \text{ e}^- \text{ nm}^{-2} \text{ s}^{-1}$. A Leica EM GP Grid Plunger (Leica, Germany) was used to prepare the frozen samples for Cryo-TEM characterization. The holey carbon films (Quantifoil, R 2/2) were purchased from Quantifoil, Germany. The holey carbon films were treated by a DII-29020HD plasma cleaning machine from JEOL, Japan. Both the front and the back of the holey carbon films were treated for 10 s.

Thermogravimetric Analysis (TGA) was carried out on a Mettler-Toledo TGA 1 and SDT Q600 TG-DTA analyzer under N_2 atmosphere from 30°C to 800°C along with a ramp rate of $10^\circ\text{C min}^{-1}$. Before carrying out the TGA, the samples were activated at 100°C for 30 minutes to eliminate the samples' water.

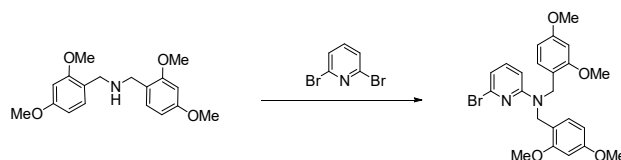
Theoretical Calculations were employed by density functional theory (DFT) calculations to optimize the ground state geometries of the NBPs using the hybrid B3LYP functional^[2] and the 6-31G* basis set^[3]. For nickel atoms, the Los Alamos effective core potential basis set (LANL2DZ)^[4] was used. All calculations were carried out using

SUPPORTING INFORMATION

the Gaussian09 program package^[5].

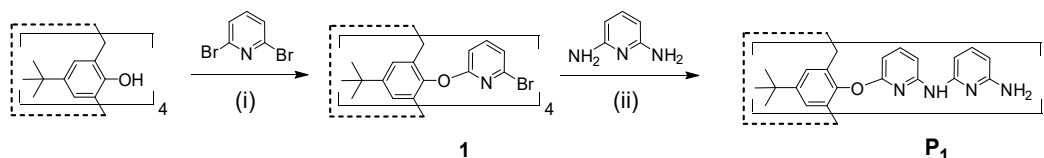
2. Synthetic Procedures

Synthesis of building blocks



Scheme S1. Synthetic route to 6-bromo-*N,N*-bis(2,4-dimethylbenzyl)pyridin-2-amine. Reaction condition: *N,N*-diisopropylethylamine, xylene, reflux, 24 h.

6-bromo-*N,N*-bis(2,4-dimethoxybenzyl)pyridin-2-amine. To a 100 mL flask was added 2,6-dibromopyridine (11.0 g, 0.046 mol), bis(2,4-dimethoxybenzyl)amine (10.0 g, 0.032 mol) and dimethylbenzene (70 mL) under Ar. After the addition of *N,N*-diisopropylethylamine (16 mL, 0.092 mol), the reaction mixture was degassed with argon for three times. After refluxing at 150 °C for 24 h, the solvent was removed under reduced pressure and purification via column chromatography (silica gel, ethyl acetate : petroleum ether = 1 : 8) afforded 6-bromo-*N,N*-bis(2,4-dimethoxybenzyl)pyridin-2-amine as white powder (14.3 g, 96% yield). ¹H NMR (400 MHz, CDCl₃, ppm): δ 7.16 – 7.09 (m, 3H), 6.66 (d, *J* = 7.5 Hz, 1H), 6.46 (d, *J* = 2.4 Hz, 2H), 6.42 (dd, *J* = 8.3, 2.4 Hz, 2H), 6.25 (d, *J* = 8.4 Hz, 1H), 4.71 (s, 4H), 3.81 (s, 6H), 3.78 (s, 6H). ¹³C NMR (100 MHz, CDCl₃, ppm): δ 159.9, 158.7, 158.4, 139.9, 139.1, 128.8, 118.3, 114.3, 104.4, 103.7, 98.4, 55.4, 55.2, 46.5. HRMS (ESI, *m/z*): [M+H]⁺ calcd for C₂₃H₂₅BrN₂O₄, 473.1070; Found, 473.1060. FT-IR (KBr, cm⁻¹): 3108, 3099, 3074, 3012, 2989, 2963, 2940, 2909, 2880, 2831, 1618, 1588, 1539, 1505, 1491, 1464, 1451, 1435, 1423, 1414, 1374, 1363, 1307, 1280, 1254, 1210, 1175, 1166, 1155, 1110, 1081, 1065, 1038, 997, 958, 920, 832, 821, 784, 775, 726, 718, 669, 658, 631, 580, 524, 516, 502, 458.



Scheme S2. Synthetic route to **P₁**. (i) NaH, dry DMF, reflux, 12 h; (ii) Pd₂(dba)₃, DPPP, *t*-BuOK, xylene, reflux, 12 h.

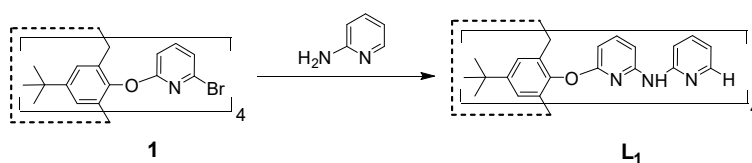
1. It was prepared according to the reported procedure^[6]. To a stirred solution of NaH (60%, dispersion in Paraffin Liquid, 3.1 g, 0.078 mol) in dry DMF (150 mL) was added 4-*tert*-Butylcalix[4]arene (5.0 g, 0.008 mol) in

SUPPORTING INFORMATION

small portions at 40 °C. Stirring was continued at 50 °C for 30 min and subsequently 2,6-dibromopyridine (29.2 g, 0.123 mol) was added. After refluxing at 150 °C for 12 h, the solvent was removed under reduced pressure and the residue was washed by water and subsequently ethanol. Purification via column chromatography (silica gel, dichloromethane : petroleum ether = 1 : 3) afforded **1** as white powder (3.8 g, 39% yield). Notably, the ¹H NMR spectrum of Compound **1** gives two characteristic signals for the methylene protons at δ = 3.78 and 3.16 ppm, indicating the desired cone conformation of Compound **1**. In addition, due to the steric hindrance of pyridine structure, this conformation is stable and will not inverse in the subsequent reaction as these signals remained in the spectra of the subsequent products^[7]. ¹H NMR (400 MHz, CDCl₃, ppm): δ 7.60 (dd, *J* = 8.2, 7.5 Hz, 4H), 7.37 (dd, *J* = 8.2, 0.7 Hz, 4H), 7.08 (dd, *J* = 7.5, 0.6 Hz, 4H), 7.06 (s, 8H), 3.78 (d, *J* = 13.0 Hz, 4H), 3.16 (d, *J* = 13.0 Hz, 4H), 1.18 (s, 36H). ¹³C NMR (100 MHz, CDCl₃, ppm): δ 164.2, 147.2, 145.6, 140.8, 138.5, 133.9, 125.6, 121.1, 110.4, 34.2, 31.4, 31.1. HRMS (ESI, *m/z*): [M+H]⁺ calcd for C₆₄H₆₅Br₄N₄O₄, 1273.1706; Found, 1273.1714. FT-IR (KBr, cm⁻¹): 3077, 3049, 2962, 2933, 2903, 2866, 1577, 1557, 1480, 1429, 1405, 1362, 1301, 1283, 1261, 1236, 1192, 1157, 1137, 1118, 1076, 983, 924, 892, 879, 871, 821, 785, 740, 724, 670, 641, 540, 442.

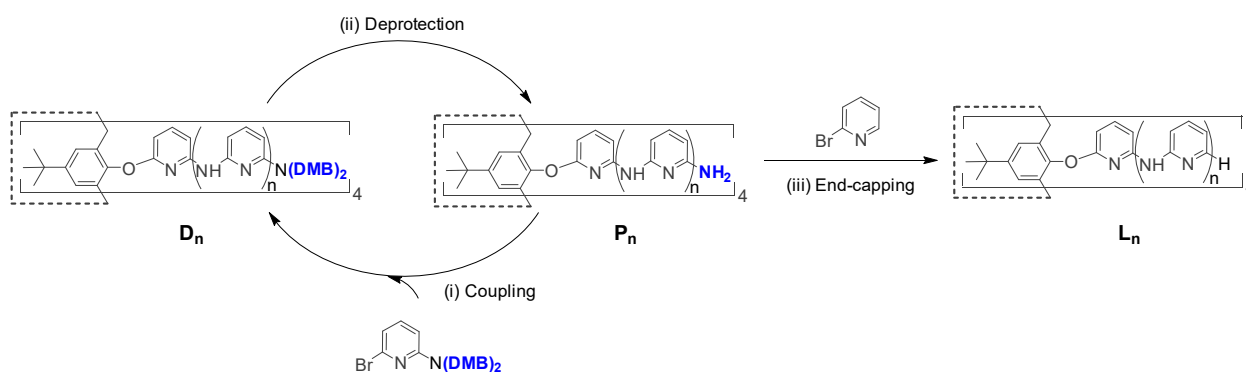
P₁. To a 100 mL Schlenk tube was added **1** (1.0 g, 0.079 mmol), 2,6-diaminopyridine (1.72 g, 0.016 mol) and dimethylbenzene (20 mL) under Ar. After the addition of *t*-BuOK (706 mg, 6.290 mmol), Pd₂(dba)₃ (72 mg, 0.079 mmol) and DPPP (65 mg, 0.157 mmol), the reaction mixture was degassed with argon for three times. After refluxing at 150 °C for 2 h, the mixture was poured into petroleum ether, and the precipitate was separated by filtration and subsequently washed with distilled water. Then the brown solid was dissolved in THF and the solution was filtered to remove insoluble material. The removal of the solvent under reduced pressure afforded ligand processor **P₁** as brown solid (1.02 g, 95% yield). ¹H NMR (400 MHz, DMSO-*d*₆, ppm): δ 8.80 (s, 4H), 7.55 (t, *J* = 7.9 Hz, 4H), 7.14 (s, 8H), 6.94 (t, *J* = 8.0 Hz, 4H), 6.78 (d, *J* = 7.9 Hz, 4H), 6.73 (d, *J* = 8.0 Hz, 4H), 6.64 (d, *J* = 8.0 Hz, 4H), 5.87 (d, *J* = 7.8 Hz, 4H), 5.43 (s, 8H), 3.98 (d, *J* = 12.5 Hz, 4H), 3.11 (d, *J* = 12.7 Hz, 4H), 1.18 (s, 36H). ¹³C NMR (100 MHz, DMSO-*d*₆, ppm): δ 163.5, 158.4, 153.5, 152.6, 147.3, 146.1, 139.8, 138.6, 134.8, 125.3, 104.3, 101.5, 100.4, 99.6, 34.3, 31.7, 31.5. HRMS (ESI, *m/z*): [M+H]⁺ calcd for C₈₄H₈₉N₁₆O₄, 1385.7247; Found, 1385.7259. FT-IR (KBr, cm⁻¹): 3487, 3197, 3122, 3055, 2960, 2925, 2865, 1611, 1574, 1520, 1448, 1436, 1395, 1361, 1317, 1277, 1249, 1215, 1191, 1152, 1120, 1079, 1032, 870, 784, 726.

SUPPORTING INFORMATION

Synthesis of ligand L_1 

Scheme S3. Synthetic approach to ligand L_1 . Reaction conditions: $Pd_2(dba)_3$, DPPP, *t*-BuOK, xylene, reflux, 12 h.

L_1 . To a 100 mL Schlenk tube was added Compound **1** (200 mg, 0.157 mmol), 2-aminopyridine (237 mg, 2.500 mmol) and toluene (20 mL) under Ar. After the addition of *t*-BuOK (141 mg, 1.260 mmol), $Pd_2(dba)_3$ (28.8 mg, 0.031 mmol) and DPPP (25.9 mg, 0.063 mmol), the reaction mixture was degassed with argon for three times, then refluxed at 120 °C for 2 h. Subsequently, the solvent was removed under reduced pressure and the residue was washed by water. Purification via column chromatography (silica gel, dichloromethane : methanol = 10 : 3) afforded L_1 as white powder (191 mg, 92% yield). 1H NMR (400 MHz, DMSO- d_6 , ppm): δ 9.45 (s, 4H), 8.07 (dd, J = 5.1, 1.9 Hz, 4H), 7.64 (t, J = 7.9 Hz, 4H), 7.43 (d, J = 8.5 Hz, 4H), 7.26 (ddd, J = 8.9, 7.2, 2.0 Hz, 4H), 7.19 (s, 8H), 6.86 (d, J = 7.9 Hz, 4H), 6.76 – 6.71 (m, 8H), 3.98 (d, J = 12.4 Hz, 4H), 3.16 (d, J = 12.6 Hz, 4H), 1.19 (s, 36H). ^{13}C NMR (100 MHz, DMSO- d_6 , ppm): δ 163.5, 154.2, 153.2, 147.8, 147.3, 146.3, 140.3, 137.4, 134.8, 130.1, 125.4, 116.2, 111.8, 104.4, 102.0, 34.4, 31.7, 31.3. HRMS (ESI, m/z): $[M+Na]^+$ calcd for $C_{84}H_{84}N_{12}NaO_4$, 1347.6631; Found, 1347.6648. FT-IR (KBr, cm^{-1}): 3266, 3181, 2961, 2929, 2905, 2865, 1597, 1571, 1513, 1480, 1459, 1434, 1415, 1362, 1332, 1296, 1281, 1262, 1244, 1215, 1191, 1148, 1120, 1102, 1031, 1013, 871, 771, 730, 695.

Synthesis of ligands L_n ($n > 1$)

Scheme S4. Synthetic approach to ligands via an iterative approach followed by end-capping. Reaction conditions: (i) $Pd_2(dba)_3$, DPPP, *t*-BuOK, Pyridine, 110 °C; (ii) TFA, 0 °C; (iii) $Pd_2(dba)_3$, DPPP, *t*-BuOK, THF, reflux. “DMB” is the abbreviation for 2,6-dimethoxybenzyl group.

SUPPORTING INFORMATION

General procedure for D_n ($n > 1$). To a 100 mL Schlenk tube was added Compound P_n (0.720 mmol), 6-bromo-N,N-bis(2,4-dimethoxybenzyl)pyridin-2-amine (0.012 mol) and dry 1, 4-dioxane (30 mL) under Ar. After the addition of *t*-BuOK (5.760 mmol), $Pd_2(dba)_3$ (0.290 mmol) and DPPP (0.580 mmol), the reaction mixture was degassed with argon for three times. After refluxing at 110 °C for 2 h, the solvent was removed under reduced pressure and the residue was treated with petroleum ether. Subsequently, the precipitate was separated by filtration and then dissolved in dichloromethane. After filtration to remove insoluble material, the excess solvent was removed under reduced pressure and Compound D_n was obtained as powder.

General procedure for P_n ($n > 1$). To a dichloromethane (30 mL) solution of Compound D_n (0.680 mmol) was added TFA (0.068 mol) in an ice bath and the mixture was stirred for 1.0 h. After completion, the reaction mixture was concentrated under vacuum. The residue was treated with methanol (30 mL) and filtration. The filtrate was basified with aqueous $NaHCO_3$ solution (20 mL), filtrated, washed with water (100 mL) and then oven-dried to afford Compound P_n as brown powder.

General procedure for L_n ($n > 1$). To a 100 mL Schlenk tube was added Compound P_{n-1} (0.150 mmol), 2-bromopyridine (1.800 mmol) and THF (10 mL) under Ar. After the addition of *t*-BuOK (1.200 mmol), $Pd_2(dba)_3$ (0.015 mmol) and DPPP (0.030 mmol), the reaction mixture was degassed with argon for three times, then refluxed at 120 °C for 2 h. Subsequently, the solvent was removed under reduced pressure and the residue was treated with petroleum ether. After filtration, the precipitate was washed with water. Then the brown solid was dissolved in THF and the solution was filtered to remove insoluble material. The removal of the solvent under reduced pressure afforded ligands L_n as brown powder.

D_2 . 2.08 g, 98% yield. 1H NMR (400 MHz, $DMSO-d_6$, ppm): δ 8.90 (s, 4H), 8.65 (s, 4H), 7.60 (t, $J = 7.8$ Hz, 4H), 7.28 (t, $J = 8.0$ Hz, 4H), 7.14 (s, 8H), 6.95 – 6.90 (m, 20H), 6.84 (t, $J = 7.9$ Hz, 12H), 6.55 (d, $J = 2.3$ Hz, 8H), 6.43 (dd, $J = 8.4, 2.4$ Hz, 8H), 5.91 (d, $J = 8.2$ Hz, 4H), 4.57 (s, 16H), 3.99 (d, $J = 12.4$ Hz, 4H), 3.76 (s, 24H), 3.71 (s, 24H), 3.13 (d, $J = 12.7$ Hz, 4H), 1.18 (s, 36H). ^{13}C NMR (100 MHz, $DMSO-d_6$, ppm): δ 163.5, 159.9, 158.4, 157.5, 153.4, 153.3, 153.0, 152.1, 147.3, 146.2, 140.1, 139.2, 138.4, 134.8, 127.9, 125.4, 118.5, 104.7, 103.9, 103.1, 102.0, 99.5, 98.8, 97.3, 55.7, 55.6, 46.2, 34.3, 31.7, 31.4. MS (MALDI, m/z): $[M+Na]^+$ calcd for $C_{176}H_{184}N_{24}NaO_{20}$, 2976.4009; Found, 2976.7283. FT-IR (KBr, cm^{-1}): 3195, 3124, 3048, 2996, 2954, 2934, 2866, 2834, 1607, 1590, 1569, 1505, 1434, 1362, 1321, 1285, 1244, 1208, 1191, 1155, 1119, 1038, 976, 958, 934, 921, 870, 831, 824, 776, 722, 635, 615, 596, 577, 553, 515, 456, 418.

SUPPORTING INFORMATION

D₃. 2.34 g, 98% yield. ¹H NMR (400 MHz, DMSO-*d*₆, ppm): δ 8.98 (s, 4H), 8.77 (s, 4H), 8.74 (s, 4H), 7.63 (t, *J* = 7.9 Hz, 4H), 7.30 – 7.22 (m, 12H), 7.20 – 7.13 (m, 16H), 7.06 (d, *J* = 7.6 Hz, 4H), 7.01 (d, *J* = 7.7 Hz, 4H), 6.94 (d, *J* = 8.4 Hz, 12H), 6.84 (d, *J* = 7.6 Hz, 8H), 6.57 (d, *J* = 2.3 Hz, 8H), 6.44 (dd, *J* = 8.4, 2.3 Hz, 8H), 5.94 (d, *J* = 8.2 Hz, 4H), 4.60 (s, 16H), 4.02 (d, *J* = 9.5 Hz, 4H), 3.78 (s, 24H), 3.72 (s, 24H), 3.17 (d, *J* = 11.5 Hz, 4H), 1.20 (s, 36H). ¹³C NMR (100 MHz, DMSO-*d*₆, ppm): δ 163.6, 159.9, 158.4, 157.4, 153.4, 153.3, 153.1, 153.0, 153.0, 152.1, 147.3, 146.2, 140.1, 139.1, 138.7, 134.8, 130.8, 130.7, 129.2, 129.1, 128.2, 127.8, 125.4, 118.5, 104.8, 104.2, 103.3, 102.0, 99.5, 98.8, 97.2, 55.8, 55.6, 46.5, 34.3, 31.8, 31.5. MS (MALDI, *m/z*): [M+Na]⁺ calcd for C₁₉₆H₂₀₀N₃₂NaO₂₀, 3344.5508; Found, 3344.9637. FT-IR (KBr, cm⁻¹): 3197, 3132, 3055, 3029, 2995, 2954, 2934, 2865, 2834, 1607, 1589, 1575, 1539, 1506, 1430, 1362, 1287, 1246, 1208, 1191, 1155, 1119, 1037, 976, 933, 870, 781, 723, 700, 516, 457, 419.

D₄. 2.60 g, 98% yield. ¹H NMR (400 MHz, DMSO-*d*₆, ppm): δ 9.01 (s, 4H), 8.89 (s, 4H), 8.82 (s, 8H), 7.47 (t, *J* = 7.8 Hz, 8H), 7.37 (d, *J* = 8.3 Hz, 4H), 7.30 (t, *J* = 8.0 Hz, 8H), 7.27 – 7.23 (m, 8H), 7.20 – 7.14 (m, 16H), 7.08 (d, *J* = 7.7 Hz, 8H), 6.95 (d, *J* = 8.5 Hz, 16H), 6.82 (d, *J* = 7.6 Hz, 4H), 6.58 (d, *J* = 2.3 Hz, 8H), 6.45 (dd, *J* = 8.4, 2.4 Hz, 8H), 5.95 (d, *J* = 8.3 Hz, 4H), 4.62 (s, 16H), 4.03 (d, *J* = 8.3 Hz, 4H), 3.78 (s, 24H), 3.72 (s, 24H), 3.18 (d, *J* = 8.2 Hz, 4H), 1.21 (s, 36H). ¹³C NMR (100 MHz, DMSO-*d*₆, ppm): δ 163.6, 162.8, 159.9, 158.4, 157.4, 156.0, 153.4, 153.1, 152.2, 146.3, 140.2, 139.1, 138.6, 134.8, 129.4, 128.7, 127.9, 125.8, 125.5, 118.5, 104.7, 103.5, 103.3, 99.5, 98.8, 97.1, 55.7, 55.6, 46.5, 34.3, 31.8, 31.3. MS (MALDI, *m/z*): [M+Na]⁺ calcd for C₂₁₆H₂₁₆N₄₀NaO₂₀, 3712.7004; Found, 3712.5855. FT-IR (KBr, cm⁻¹): 3195, 3117, 3095, 3053, 3026, 2997, 2955, 2936, 2913, 2867, 2834, 1606, 1590, 1574, 1506, 1427, 1362, 1287, 1247, 1208, 1191, 1155, 1119, 1039, 977, 934, 870, 829, 780, 724, 667, 599, 512, 457, 419.

D₅. 2.86 g, 98% yield. ¹H NMR (400 MHz, DMSO-*d*₆, ppm): δ 9.03 (s, 4H), 8.95 (s, 4H), 8.92 (s, 4H), 8.85 (s, 4H), 8.82 (s, 4H), 7.67 (t, *J* = 7.9 Hz, 4H), 7.49 – 7.45 (m, 8H), 7.39 (d, *J* = 8.6 Hz, 4H), 7.29 (dd, *J* = 8.0, 4.4 Hz, 12H), 7.22 – 7.18 (m, 16H), 7.15 (d, *J* = 7.9 Hz, 8H), 7.06 (dd, *J* = 10.8, 7.8 Hz, 8H), 6.95 (d, *J* = 8.3 Hz, 12H), 6.88 (dd, *J* = 12.8, 8.0 Hz, 8H), 6.82 (d, *J* = 7.8 Hz, 4H), 6.58 (d, *J* = 2.2 Hz, 8H), 6.45 (dd, *J* = 8.4, 2.4 Hz, 8H), 5.96 (d, *J* = 8.4 Hz, 4H), 4.62 (s, 16H), 4.05 (d, *J* = 9.2 Hz, 4H), 3.79 (s, 24H), 3.73 (s, 24H), 3.20 (d, *J* = 9.3 Hz, 4H), 1.22 (s, 36H). ¹³C NMR (100 MHz, DMSO-*d*₆, ppm): δ 163.6, 159.9, 158.4, 157.5, 153.4, 153.1, 153.1, 153.1, 152.2, 147.4, 146.3, 140.2, 139.1, 138.7, 134.8, 127.9, 125.5, 118.5, 104.8, 104.3, 103.6, 103.5, 103.3, 102.0, 99.5, 98.8, 97.2, 55.8, 55.6, 46.5, 34.4, 31.8, 31.6. MS (MALDI, *m/z*): [M+Na]⁺ calcd for C₂₃₆H₂₃₂N₄₈NaO₂₀, 4080.8503; Found, 4081.0104. FT-IR (KBr, cm⁻¹): 3197, 3123, 3056, 2996, 2955, 2934, 3908, 2866, 2835, 1606, 1589, 1575, 1540, 1506, 1426, 1363, 1288, 1248, 1207, 1190, 1154, 1122, 1038, 977, 935,

SUPPORTING INFORMATION

871, 824, 778, 722, 668, 596, 517, 457, 419.

P₂. 1.16 g, 97% yield. ¹H NMR (400 MHz, DMSO-*d*₆, ppm): δ 8.95 (s, 4H), 8.60 (s, 4H), 7.63 (t, *J* = 7.9 Hz, 4H), 7.23 (t, *J* = 7.9 Hz, 4H), 7.17 (s, 8H), 7.09 (d, *J* = 7.9 Hz, 8H), 6.94 (d, *J* = 7.9 Hz, 4H), 6.89 (d, *J* = 8.1 Hz, 4H), 6.85 (t, *J* = 8.3 Hz, 8H), 5.94 (d, *J* = 7.8 Hz, 4H), 5.56 (s, 8H), 4.01 (d, *J* = 12.4 Hz, 4H), 3.16 (d, *J* = 12.8 Hz, 4H), 1.20 (s, 36H). ¹³C NMR (100 MHz, DMSO-*d*₆, ppm): δ 163.5, 158.6, 153.5, 153.4, 153.3, 152.1, 147.3, 146.2, 140.1, 138.9, 138.5, 134.8, 125.4, 104.5, 104.0, 102.8, 101.9, 99.9, 99.5, 34.3, 31.8, 31.4. HRMS (ESI, *m/z*): [M+H]⁺ calcd for C₁₀₄H₁₀₅N₂₄O₄, 1753.8745; Found, 1753.8745. FT-IR (KBr, cm⁻¹): 3464, 3197, 3112, 3054, 2961, 2904, 2866, 1684, 1608, 1575, 1508, 1437, 1361, 1284, 1235, 1208, 1191, 1153, 1082, 1057, 1037, 868, 849, 802, 782, 725, 651, 598.

P₃. 1.40 g, 97% yield. ¹H NMR (400 MHz, DMSO-*d*₆, ppm): δ 9.02 (s, 4H), 8.81 (s, 4H), 8.75 (s, 4H), 7.66 (t, *J* = 7.9 Hz, 4H), 7.43 (t, *J* = 8.0 Hz, 4H), 7.33 (d, *J* = 7.9 Hz, 4H), 7.25 (d, *J* = 7.9 Hz, 4H), 7.23 – 7.20 (m, 8H), 7.17 (d, *J* = 7.9 Hz, 4H), 7.13 (d, *J* = 7.9 Hz, 4H), 7.05 (d, *J* = 7.9 Hz, 4H), 7.00 (d, *J* = 7.9 Hz, 4H), 6.97 (d, *J* = 7.8 Hz, 4H), 6.90 (d, *J* = 7.7 Hz, 4H), 6.86 (d, *J* = 8.0 Hz, 4H), 5.97 (d, *J* = 7.8 Hz, 4H), 5.61 (s, 8H), 4.05 (d, *J* = 12.2 Hz, 4H), 3.20 (d, *J* = 13.0 Hz, 4H), 1.23 (s, 36H). ¹³C NMR (100 MHz, DMSO-*d*₆, ppm): δ 163.6, 158.7, 153.6, 153.4, 153.0, 152.9, 152.2, 147.4, 146.3, 140.1, 138.9, 138.8, 134.8, 125.4, 104.5, 104.3, 103.6, 103.2, 103.0, 102.0, 99.8, 99.7, 34.4, 31.8, 31.4. MS (MALDI, *m/z*): [M+Na]⁺ calcd for C₁₂₄H₁₂₀N₃₂NaO₄, 2144.0063; Found, 2144.1116. FT-IR (KBr, cm⁻¹): 3480, 3196, 3125, 355, 3029, 3002, 2958, 2912, 2865, 2836, 1605, 1575, 1506, 1431, 1361, 1290, 1247, 1207, 1190, 1154, 1119, 1035, 871, 782, 724, 700, 551, 513.

P₄. 1.64 g, 97% yield. ¹H NMR (400 MHz, DMSO-*d*₆, ppm): δ 9.02 (s, 4H), 8.92 (s, 4H), 8.84 (s, 4H), 8.76 (s, 4H), 7.65 (t, *J* = 7.6 Hz, 4H), 7.49 (d, *J* = 7.9 Hz, 4H), 7.45 (d, *J* = 4.9 Hz, 4H), 7.43 – 7.38 (m, 8H), 7.26 (t, *J* = 7.9 Hz, 12H), 7.22 – 7.16 (m, 16H), 7.03 (d, *J* = 7.9 Hz, 4H), 6.98 (d, *J* = 8.0 Hz, 8H), 6.88 – 6.84 (m, 4H), 5.97 (d, *J* = 8.0 Hz, 4H), 5.61 (s, 8H), 4.04 (d, *J* = 11.1 Hz, 4H), 3.19 (d, *J* = 11.2 Hz, 4H), 1.22 (s, 36H). ¹³C NMR (100 MHz, DMSO-*d*₆, ppm): δ 163.6, 158.7, 153.6, 153.4, 153.2, 153.0, 152.2, 147.3, 146.3, 140.1, 139.1, 138.9, 134.8, 125.4, 104.5, 104.2, 103.8, 103.5, 103.4, 103.3, 103.2, 102.0, 99.6, 34.4, 31.8, 31.3. MS (MALDI, *m/z*): [M+Na]⁺ calcd for C₁₄₄H₁₃₆N₄₀NaO₄, 2512.1558; Found, 2512.2711. FT-IR (KBr, cm⁻¹): 3481, 3196, 3121, 3055, 3030, 2959, 2903, 2865, 1604, 1574, 1515, 1429, 1361, 1289, 1248, 1191, 1154, 1120, 1027, 987, 871, 781, 725, 701, 549, 447.

SUPPORTING INFORMATION

P₅. 1.89 g, 97% yield. ¹H NMR (400 MHz, DMSO-*d*₆, ppm): δ 9.05 (s, 4H), 8.99 (s, 8H), 8.87 (s, 4H), 8.79 (s, 4H), 7.71 – 7.63 (m, 4H), 7.53 – 7.39 (m, 20H), 7.30 – 7.20 (m, 32H), 7.05 – 6.87 (m, 20H), 5.99 (d, *J* = 8.3 Hz, 4H), 5.63 (s, 8H), 4.06 (d, *J* = 8.9 Hz, 4H), 3.21 (d, *J* = 8.7 Hz, 4H), 1.23 (s, 36H). ¹³C NMR (100 MHz, DMSO-*d*₆, ppm): δ 163.6, 158.7, 153.6, 153.4, 153.2, 153.1, 152.2, 147.4, 146.3, 140.1, 139.0, 134.8, 125.5, 104.2, 103.7, 103.5, 103.3, 102.1, 99.8, 99.7, 34.4, 31.8, 31.6. MS (MALDI, *m/z*): [M+Na]⁺ calcd for C₁₆₄H₁₅₂N₄₈NaO₄, 2880.3057; Found, 2880.5253. FT-IR (KBr, cm⁻¹): 3481, 3195, 3122, 3054, 2953, 2901, 2864, 1604, 1273, 1507, 1423, 1361, 1290, 1246, 1190, 1151, 1119, 1081, 985, 870, 776, 722, 665, 594, 550, 445.

L₂. 216 mg, 85% yield. ¹H NMR (400 MHz, DMSO-*d*₆, ppm): δ 9.24 (s, 4H), 9.07 (s, 4H), 8.16 (ddd, *J* = 4.9, 2.0, 0.9 Hz, 4H), 8.09 (d, *J* = 8.5 Hz, 4H), 7.68 – 7.59 (m, 8H), 7.19 (s, 8H), 7.15 (t, *J* = 8.1 Hz, 4H), 6.96 (d, *J* = 8.1 Hz, 4H), 6.88 (d, *J* = 7.9 Hz, 4H), 6.82 (t, *J* = 6.6 Hz, 12H), 4.02 (d, *J* = 12.5 Hz, 4H), 3.17 (d, *J* = 12.7 Hz, 4H), 1.20 (s, 36H). ¹³C NMR (100 MHz, DMSO-*d*₆, ppm): δ 163.6, 154.8, 153.3, 153.0, 152.1, 147.9, 147.3, 146.3, 140.2, 138.8, 137.9, 134.8, 125.4, 116.1, 112.2, 104.5, 104.0, 103.2, 102.0, 34.3, 31.7, 31.4. HRMS (ESI, *m/z*): [M+H]⁺ calcd for C₁₀₄H₁₀₁N₂₀O₄, 1693.8309; Found, 1693.8314. FT-IR (KBr, cm⁻¹): 3275, 3192, 3108, 3052, 2960, 2866, 1602, 1571, 1511, 1432, 1317, 1299, 1246, 1234, 1190, 1152, 1120, 1057, 870, 779, 727.

L₃. 266 mg, 86% yield. ¹H NMR (400 MHz, DMSO-*d*₆, ppm): δ 9.32 (s, 4H), 9.05 (s, 4H), 8.91 (s, 4H), 8.19 (d, *J* = 4.6 Hz, 4H), 7.96 (d, *J* = 8.5 Hz, 4H), 7.64 – 7.56 (m, 8H), 7.50 – 7.41 (m, 12H), 7.22 – 7.14 (m, 12H), 7.01 – 6.94 (m, 12H), 6.83 (t, *J* = 6.1 Hz, 8H), 4.04 (d, *J* = 13.1 Hz, 4H), 3.19 (d, *J* = 12.3 Hz, 4H), 1.22 (s, 36H). ¹³C NMR (100 MHz, DMSO-*d*₆, ppm): δ 163.6, 154.9, 153.4, 153.1, 153.0, 152.9, 152.2, 147.9, 147.3, 146.3, 140.2, 139.2, 138.7, 137.7, 134.8, 130.1, 128.9, 128.7, 125.7, 125.4, 125.2, 116.1, 112.4, 104.5, 104.3, 103.6, 103.5, 103.3, 34.4, 31.8, 31.4. MS (MALDI, *m/z*): [M+Na]⁺ calcd for C₁₂₄H₁₁₆N₂₈NaO₄, 2083.9626; Found, 2084.2292. FT-IR (KBr, cm⁻¹): 3266, 3195, 3105, 3054, 3029, 2959, 2928, 2905, 2864, 1601, 1574, 1507, 1480, 1429, 1361, 1306, 1245, 1189, 1152, 1120, 1065, 1052, 1026, 1008, 989, 870, 780, 726, 700.

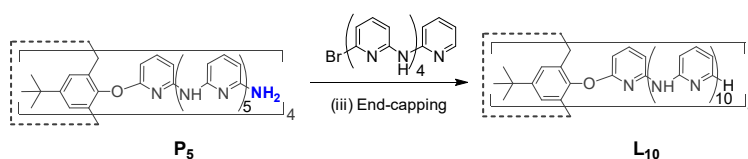
L₄. 321 mg, 88% yield. ¹H NMR (400 MHz, DMSO-*d*₆, ppm): δ 9.35 (s, 4H), 9.03 (s, 8H), 8.88 (s, 4H), 8.21 (dd, *J* = 5.3, 2.0 Hz, 4H), 7.96 (d, *J* = 8.4 Hz, 4H), 7.66 – 7.60 (m, 8H), 7.52 – 7.46 (m, 12H), 7.42 (d, *J* = 7.9 Hz, 4H), 7.36 (d, *J* = 8.0 Hz, 4H), 7.22 – 7.16 (m, 12H), 7.11 (d, *J* = 7.7 Hz, 4H), 7.07 (d, *J* = 7.9 Hz, 4H), 7.02 (d, *J* = 7.8 Hz, 4H), 6.98 (d, *J* = 7.9 Hz, 4H), 6.87 – 6.82 (m, 8H), 4.05 (d, *J* = 11.7 Hz, 4H), 3.20 (d, *J* = 11.8 Hz, 4H), 1.22 (s, 36H). ¹³C NMR (100 MHz, DMSO-*d*₆, ppm): δ 163.6, 154.9, 153.4, 153.1, 153.0, 152.2, 147.9, 147.4, 146.3, 140.3, 140.1, 139.1, 138.8, 137.8, 134.8, 132.1, 130.8, 130.7, 129.2, 129.1, 128.8, 128.8, 125.5, 116.1, 112.4, 104.6, 104.3, 103.7, 103.5, 101.9, 34.4, 31.8, 31.5. MS (MALDI, *m/z*): [M+Na]⁺ calcd for C₁₄₄H₁₃₂N₃₆NaO₄,

SUPPORTING INFORMATION

2452.1123; Found, 2452.3661. FT-IR (KBr, cm^{-1}): 3273, 3195, 3107, 3054, 3029, 2959, 2930, 2865, 1601, 1574, 1507, 1480, 1428, 1361, 1305, 1246, 1190, 1152, 1120, 1103, 1072, 1050, 1029, 988, 949, 870, 779, 725, 700, 666, 614, 593, 553, 513, 448, 418.

L₅. 365 mg, 87% yield. ^1H NMR (400 MHz, $\text{DMSO-}d_6$, ppm): δ 9.37 (s, 8H), 9.08 (d, $J = 7.4$ Hz, 12H), 8.22 (d, $J = 5.0$ Hz, 8H), 7.95 (d, $J = 8.4$ Hz, 8H), 7.65 (t, $J = 8.0$ Hz, 8H), 7.52 (d, $J = 7.7$ Hz, 12H), 7.36 – 7.32 (m, 12H), 7.31 – 7.26 (m, 12H), 7.21 (d, $J = 8.1$ Hz, 8H), 7.11 (d, $J = 8.1$ Hz, 8H), 6.86 (t, $J = 6.0$ Hz, 8H), 4.05 (d, $J = 12.4$ Hz, 4H), 3.20 (d, $J = 12.9$ Hz, 4H), 1.22 (s, 36H). ^{13}C NMR (100 MHz, $\text{DMSO-}d_6$, ppm): δ 163.6, 154.9, 153.2, 153.1, 152.2, 147.9, 146.4, 139.3, 139.2, 137.9, 134.8, 129.1, 129.0, 125.4, 116.2, 112.4, 107.3, 103.7, 103.5, 91.4, 34.4, 31.8, 31.4. MS (MALDI, m/z): $[\text{M}+\text{Na}]^+$ calcd for $\text{C}_{164}\text{H}_{148}\text{N}_{44}\text{NaO}_4$, 2820.2620; Found, 2820.6758. FT-IR (KBr, cm^{-1}): 3278, 3193, 3104, 3057, 3023, 2954, 2929, 2904, 2866, 1576, 1509, 1423, 1301, 1246, 1190, 1150, 987, 869, 772, 719, 613, 592, 510, 446.

L₆. 403 mg, 85% yield. ^1H NMR (400 MHz, $\text{DMSO-}d_6$, ppm): δ 9.37 (s, 8H), 9.06 (d, $J = 12.9$ Hz, 16H), 8.21 (s, 8H), 7.95 (d, $J = 8.2$ Hz, 8H), 7.64 (s, 12H), 7.51 (s, 16H), 7.36 – 7.30 (m, 16H), 7.23 – 7.18 (m, 16H), 7.12 – 7.08 (m, 8H), 6.85 (s, 12H), 4.04 (d, $J = 8.1$ Hz, 4H), 3.21 (d, $J = 8.1$ Hz, 4H), 1.22 (s, 36H). ^{13}C NMR (100 MHz, $\text{DMSO-}d_6$, ppm): δ 163.5, 154.8, 153.1, 152.2, 147.9, 146.3, 142.0, 139.2, 137.9, 134.8, 125.4, 116.2, 112.4, 107.2, 103.7, 34.3, 31.7, 31.5. MS (MALDI, m/z): $[\text{M}+\text{Na}]^+$ calcd for $\text{C}_{184}\text{H}_{164}\text{N}_{52}\text{NaO}_4$, 3188.4119; Found, 3188.3825. FT-IR (KBr, cm^{-1}): 3267, 3195, 3105, 3050, 3025, 2959, 2928, 2903, 2865, 1601, 1574, 1506, 1421, 1302, 1247, 1190, 1151, 1120, 1079, 987, 880, 868, 849, 777, 723, 655, 594, 447.



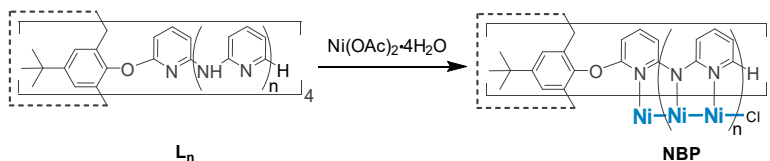
Scheme S5. Synthetic approach to **L₁₀** by using a five aminopyridine units-containing end-capping block. Reaction condition: $\text{Pd}_2(\text{dba})_3$, DPPP, *t*-BuOK, pyridine, reflux.

L₁₀. The synthesis procedure was similar to that for **L₆** except that five aminopyridine units-containing end-capping block (6-bromo-2-[[6-[[6-[[6-[(pyridin-2-yl)amino]pyridin-2-yl]amino]pyridin-2-yl]amino]pyridin-2-yl]amino]pyridine^[8]) and solvent of pyridine were used instead of 2-bromopyridine and THF. 198 mg, 89% yield. ^1H NMR (400 MHz, $\text{DMSO-}d_6$, ppm): δ 9.36 (s, 4H), 9.06 (s, 36H), 8.22 (s, 4H), 7.92 (s, 4H), 7.66 (s, 12H), 7.55 – 7.50 (m, 32H), 7.29 (d, $J = 7.8$ Hz, 48H), 7.21 (d, $J = 6.7$ Hz, 16H), 7.10 – 7.06 (m, 8H), 6.98 (d, $J = 6.0$ Hz,

SUPPORTING INFORMATION

8H), 6.91 – 6.85 (m, 12H), 4.05 (d, $J = 13.1$ Hz, 4H), 3.19 (d, $J = 13.1$ Hz, 4H), 1.22 (s, 36H). ^{13}C NMR (100 MHz, $\text{DMSO-}d_6$, ppm): δ 163.6, 155.0, 153.1, 152.2, 147.3, 146.3, 139.2, 138.0, 134.8, 129.1, 125.4, 119.1, 116.1, 112.5, 103.7, 34.4, 31.8, 31.4. MS (MALDI, m/z): $[\text{M}+\text{Na}]^+$ calcd for $\text{C}_{264}\text{H}_{228}\text{N}_{84}\text{NaO}_4$, 4644.1260; Found, 4644.5219. FT-IR (KBr, cm^{-1}): 3276, 3192, 3122, 3048, 3028, 2954, 2928, 2905, 2863, 1602, 1573, 1509, 1429, 1295, 1247, 1190, 1150, 987, 870, 777, 723, 448.

Syntheses of Nickel-backed Polymer (NBP)



Scheme S6. Synthetic approach to **NBP**. Reaction condition: $\text{Ni}(\text{OAc})_2 \cdot 4\text{H}_2\text{O}$, naphthalene, 200 °C.

General procedure for NBP. To a 100 mL Schlenk tube was added L_n (0.015 mmol), nickel(II) acetate tetrahydrate (molar ratio: 1.5 times of quarter-N number in ligands to L_n) and naphthalene (20 g, 0.156 mol). The mixture was degassed with argon for three times and then heated to reflux at 200 °C for 8 h. After cooling to about 80 °C, the dark black solution was treated with petroleum ether and subsequently filtered. After washed with petroleum ether for several times, the precipitate was dissolved with CH_2Cl_2 . Then the solution was centrifuged and filtered to remove insoluble material. The removal of the solvent under reduced pressure afforded NBP as black powder.

NBP with 3 nickel atoms. 22 mg, 95% yield. MS (MALDI, m/z): $[\text{M}+\text{H}]^+$ calcd for $\text{C}_{84}\text{H}_{81}\text{ClN}_{12}\text{Ni}_3\text{O}_4$, 1532.4231; Found, 1532.3718. FT-IR (KBr, cm^{-1}): 3066, 3026, 2955, 2903, 2866, 1605, 1595, 1567, 1556, 1458, 1440, 1423, 1368, 1331, 1266, 1245, 1194, 1157, 1126, 1039, 1007, 909, 899, 870, 845, 811, 765, 743, 732, 699, 658, 643, 482, 433.

NBP with 5 nickel atoms 26 mg, 87% yield. MS (MALDI, m/z): $[\text{M}+\text{H}]^+$ calcd for $\text{C}_{104}\text{H}_{93}\text{ClN}_{20}\text{Ni}_5\text{O}_4$, 2014.4102; Found, 2014.8466. FT-IR (KBr, cm^{-1}): 3064, 3030, 2956, 2906, 2866, 1599, 1550, 1446, 1426, 1554, 1343, 1304, 1277, 1256, 1236, 1195, 1156, 1127, 1010, 991, 772, 729.

NBP with 7 nickel atoms. 26 mg, 70% yield. MS (MALDI, m/z): $[\text{M}+\text{H}]^+$ calcd for $\text{C}_{124}\text{H}_{105}\text{ClN}_{28}\text{Ni}_7\text{O}_4$, 2496.3970; Found, 2496.0406. FT-IR (KBr, cm^{-1}): 3054, 3030, 2955, 2926, 2865, 1683, 1599, 1546, 1418, 1361, 1343, 1326, 1302, 1277, 1256, 1230, 1195, 1155, 1126, 1010, 968, 947, 906, 871, 769, 725, 703.

SUPPORTING INFORMATION

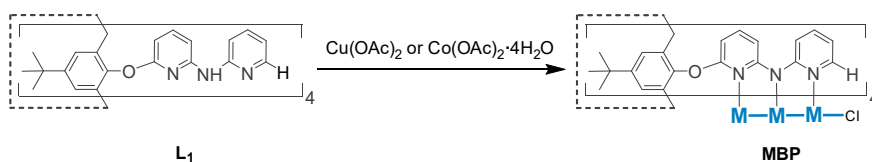
NBP with 9 nickel atoms. 25 mg, 55% yield. MS (MALDI, m/z): $[M+H]^+$ calcd for $C_{144}H_{117}ClN_{36}Ni_9O_4$, 2978.3833; Found, 2978.1902. FT-IR (KBr, cm^{-1}): 3055, 3029, 2955, 2926, 2857, 1599, 1583, 1558, 1544, 1419, 1361, 1336, 1307, 1279, 1256, 1233, 1194, 1155, 1126, 1014, 968, 948, 906, 871, 770, 726, 703, 654, 434, 418.

NBP with 11 nickel atoms. 17 mg, 32% yield. MS (MALDI, m/z): $[M+H]^+$ calcd for $C_{164}H_{129}ClN_{44}Ni_{11}O_4$, 3460.3699; Found, 3460.0812. FT-IR (KBr, cm^{-1}): 2956, 2923, 2852, 1633, 1600, 1555, 1539, 1417, 1338, 1308, 1259, 1194, 1156, 1125, 1099, 1019, 880, 849, 772, 721, 652, 590, 555, 461, 421.

NBP with 13 nickel atoms. 12 mg, 20% yield. MS (MALDI, m/z): $[M+H]^+$ calcd for $C_{184}H_{141}ClN_{52}Ni_{13}O_4$, 3942.3564; Found, 3942.0812. FT-IR (KBr, cm^{-1}): 2955, 2925, 2855, 1600, 1553, 1545, 1425, 1353, 1343, 1305, 1277, 1258, 1193, 1155, 1125, 1061, 1011, 845, 774, 723, 704.

NBP with 21 nickel atoms. To a 100 mL Schlenk tube was added L_{10} (20 mg, 0.005 mmol), nickel(II) acetate tetrahydrate (33.8 mg, 0.136 mmol) and dimethyl sulfoxide (20 ml). The mixture was degassed with argon for three times and then heated to reflux at 200 °C for 12 h. After cooling to about 80 °C, the dark black solution was poured into saturated salt water. Subsequently, the precipitate was obtained through filtration and dissolved with CH_2Cl_2 . The centrifugation and filtration of the solution removed insoluble material, and then the removal of the solvent under reduced pressure afforded product as black solid (2 mg, 8% yield). MS (MALDI, m/z): $[M+H]^+$ calcd for $C_{264}H_{189}ClN_{84}Ni_{21}O_4$, 5870.3324; Found, 5869.7637. FT-IR (KBr, cm^{-1}): 2957, 2923, 2853, 1643, 1617, 1558, 1548, 1540, 1522, 1514, 1454, 1426, 1383, 1314, 1262, 1197, 1155, 1098, 1027, 876, 803, 665, 636, 598, 560, 509, 501, 465, 424, 405.

Syntheses of copper- and cobalt-backed polymer with 3 metal atoms



Scheme S7. Synthetic approach to copper- and cobalt-backed polymer with 3 metal atoms. Reaction condition: $Cu(OAc)_2$ or $Co(OAc)_2 \cdot 4H_2O$, naphthalene, 200 °C. M = Cu or Co.

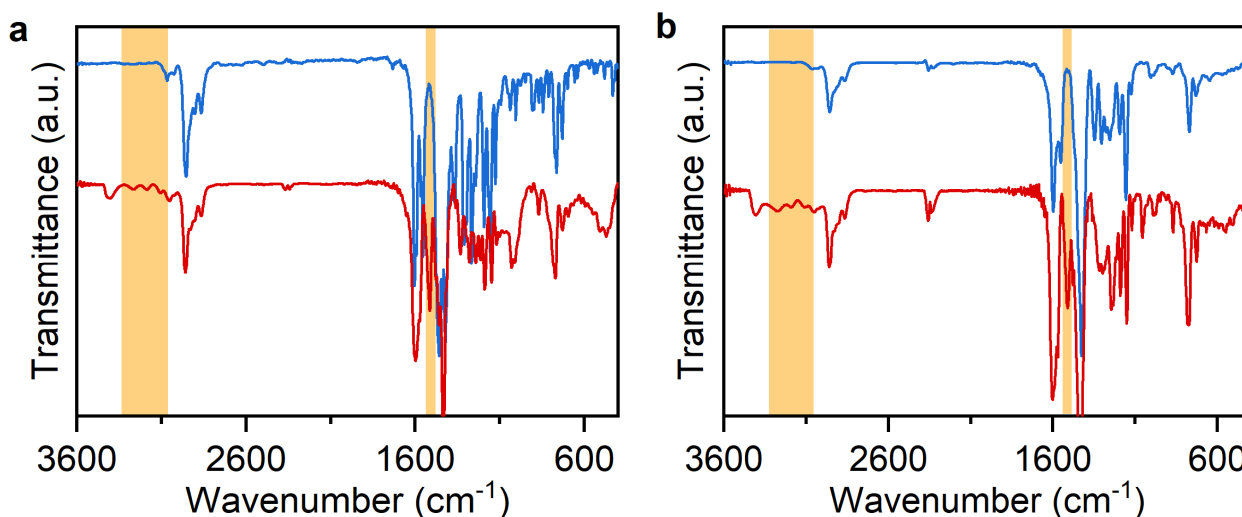
Copper-backed polymer with 3 metal atoms. L_1 (20 mg, 0.015 mmol), anhydrous cupric (II) acetate (12 mg, 0.068 mmol) and naphthalene (20 g, 0.156 mol) were first added to a 100 mL Schlenk tube. The mixture was degassed with argon for three times and then heated to reflux at 200 °C for 8 h. After cooled to about 80

SUPPORTING INFORMATION

°C, the dark black solution was treated with petroleum ether and subsequently filtered. After washed with petroleum ether for several times, the precipitate was dissolved with CH_2Cl_2 . The solution was centrifuged and filtered to remove insoluble material. The removal of the solvent under reduced pressure afforded copper-backed polymer with 3 metal atoms as black powder (22 mg, 94% yield). MS (MALDI, m/z): $[\text{M}+\text{H}]^+$ calcd for $\text{C}_{84}\text{H}_{81}\text{ClN}_{12}\text{Cu}_3\text{O}_4$, 1546.4022; Found, 1546.4190. FT-IR (KBr, cm^{-1}): 3053, 2957, 2926, 2856, 1596, 1499, 1460, 1435, 1394, 1362, 1299, 1248, 1192, 1158, 1124, 1030, 949, 872, 806, 785, 698, 670, 618, 478.

Cobalt-backed polymer with 3 metal atoms. L_1 (20 mg, 0.015 mmol), cobalt (II) acetate tetrahydrate (17 mg, 0.068 mmol) and naphthalene (20 g, 0.156 mol) were added to a 100 mL Schlenk tube. The mixture was degassed with argon for three times and then heated to reflux at 200 °C for 8 h. After cooled to about 80 °C, the dark black solution was treated with petroleum ether and subsequently filtered. After washed with petroleum ether for several times, the precipitate was dissolved with CH_2Cl_2 . The solution was centrifuged and filtered to remove insoluble material. The removal of the solvent under reduced pressure afforded cobalt-backed polymer with 3 metal atoms as black powder (22 mg, 95% yield). MS (MALDI, m/z): $[\text{M}+\text{H}]^+$ calcd for $\text{C}_{84}\text{H}_{81}\text{ClN}_{12}\text{Co}_3\text{O}_4$, 1532.4104; Found, 1532.6313. FT-IR (KBr, cm^{-1}): 3055, 2957, 2925, 2854, 1604, 1570, 1458, 1435, 1384, 1365, 1312, 1296, 1263, 1246, 1193, 1157, 1125, 1035, 950, 909, 890, 872, 810, 773, 732, 698, 673, 657, 617, 504, 482.

3. Results and discussion



SUPPORTING INFORMATION

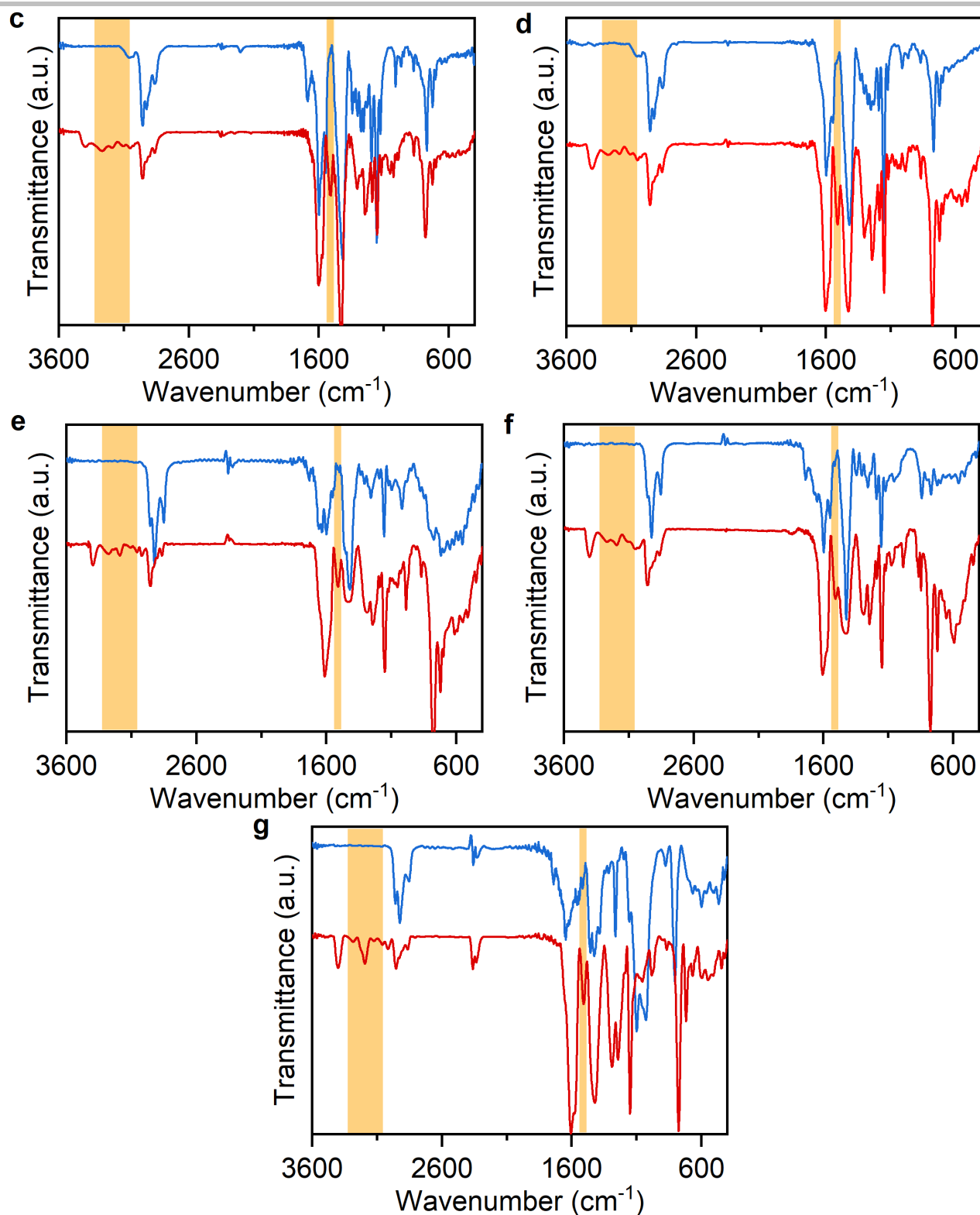


Figure S1. FTIR spectra of NBPs with 3–21 nickel atoms (in blue) and corresponding ligands (in red). The stretching vibration peaks of N-H bond at ~ 3266 , 3186 and 3103 cm^{-1} together with the bending vibration peaks of N-H bond at ~ 1510 cm^{-1} of ligands were found to have disappeared after metalation, well consistent with their structures.

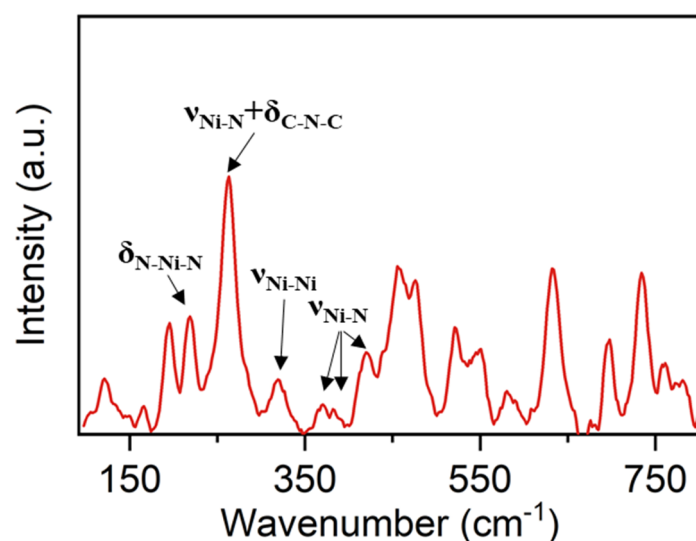


Figure S2. The Raman Spectrum of NBP with 3 nickel atoms. The peaks at 319, 420–263 and 219 cm⁻¹ could be assigned to the Ni–Ni stretching mode ν_{Ni-Ni} , Ni–N stretching modes ν_{Ni-N} and N–Ni–N bending δ_{N-Ni-N} , respectively. Excitation wavelength $\lambda_{ex} = 532$ nm.

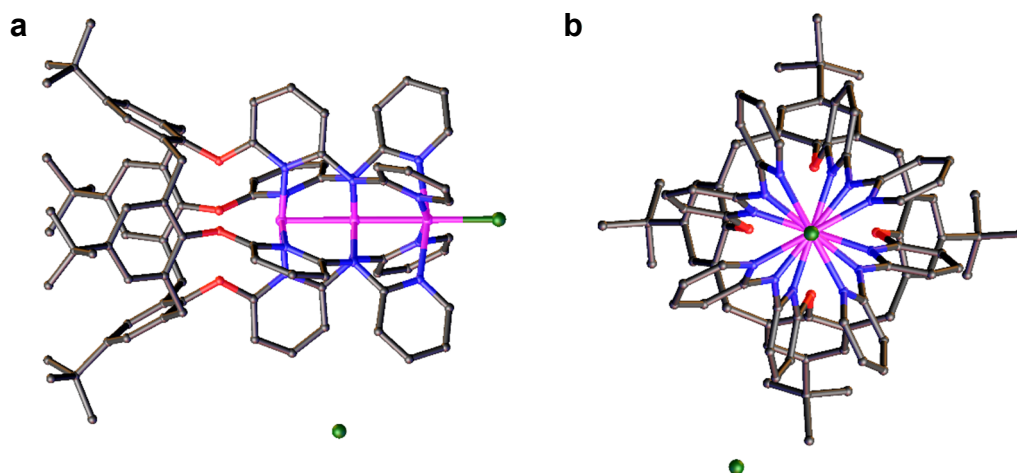


Figure S3. Molecular structure of NBP with 3 nickel atoms determined by X-ray crystallographic analysis of a single crystal obtained through slow diffusion of hexane into its dichloromethane solution. (a) top view and (b) side view. Carbon atoms are colored in gray, oxygen atoms are colored in red, nitrogen atoms are colored in blue, chlorine atoms are colored in green and nickel atoms are colored in pink. Hydrogen atoms and solvent molecules are omitted for clarity. The single-crystal X-ray diffraction data can be obtained free of charge from The Cambridge Crystallographic Data Centre under number CCDC of 2214751 via www.ccdc.cam.ac.uk/data_request/cif.

SUPPORTING INFORMATION

Table S1. Crystal data and structure refinement for NBP with 3 nickel atoms.

	Data
Empirical formula	C ₈₄ H ₈₀ Cl ₂ N ₁₂ Ni ₃ O ₄
Formula weight	1568.57
Temperature	173(2) K
Wavelength	1.34138 Å
Crystal system	Tetragonal
Space group	P4/ncc
Unit cell dimensions	a = 15.3620(3) Å α = 90°. b = 15.3620(3) Å β = 90°. c = 42.5288(8) Å γ = 90°.
Volume	10036.4(4) Å ³
Z	4
Density (calculated)	1.038 Mg/m ³
Absorption coefficient	3.602 mm ⁻¹
F(000)	3272
Crystal size	0.080 × 0.070 × 0.070 mm ³
Theta range for data collection	3.540 to 53.013°.
Index ranges	-18 ≤ h ≤ 18, -18 ≤ k ≤ 17, -50 ≤ l ≤ 48
Reflections collected	100895
Independent reflections	4443 [R(int) = 0.0420]
Completeness to theta = 53.013°	99.6 %
Absorption correction	Semi-empirical from equivalents
Max. and min. transmission	0.750 and 0.655
Refinement method	Full-matrix least-squares on F ²
Data / restraints / parameters	4443 / 57 / 283
Goodness-of-fit on F ²	1.034
Final R indices [I > 2σ(I)]	R1 = 0.0662, wR2 = 0.2293
R indices (all data)	R1 = 0.0786, wR2 = 0.2508
Extinction coefficient	n/a
Largest diff. peak and hole	1.309 and -0.552 e.Å ⁻³

$R_1 = \sum ||F_o| - |F_c||$ (based on reflections with $F_o^2 > 2\sigma F^2$). $wR2 = [\sum [w(F_o - F_c)^2] / \sum [w(F_o)^2]]^{1/2}$; $w = 1/[\sigma^2(F_o^2) + (0.095P)^2]$; $P = [\max(F_o^2, 0) + 2F_c^2]/3$ (also with $F_o^2 > 2\sigma F^2$)

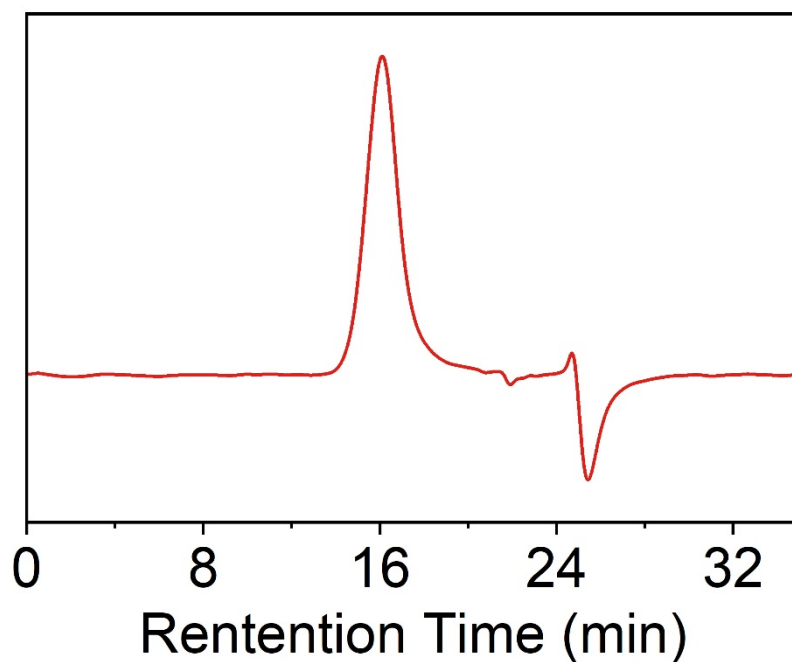


Figure S4. Size exclusion chromatography trace of the NBP with 21 nickel atoms. The signal peak at retention time of about 16 min indicates high purity of the isolated product.

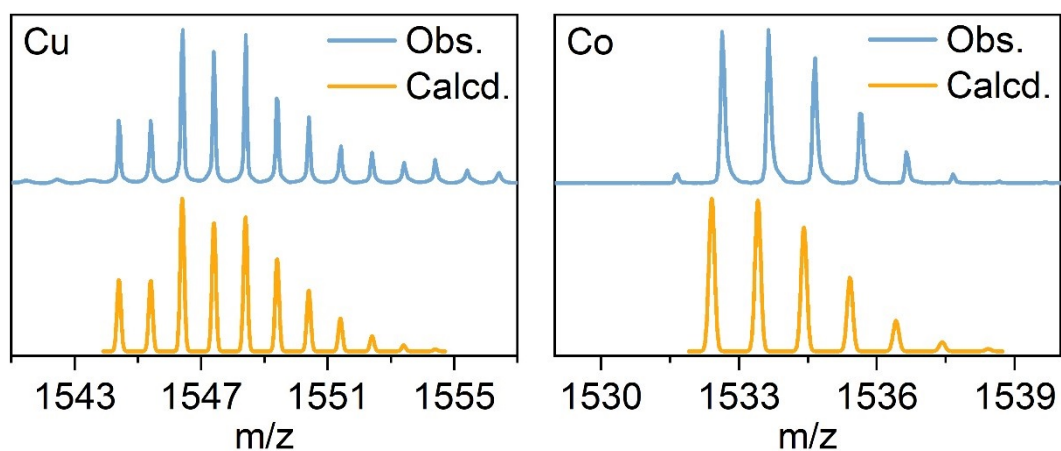


Figure S5. Characterization of copper- and cobalt-backed polymer with 3 metal atoms. Magnified MALDI-TOF MS spectra (top) and simulated isotope patterns (bottom) for copper- and cobalt-backed polymer with 3 metal atoms. The synthetic procedures are similar to that of NBP with 3 nickel atoms except that $\text{Cu}(\text{OAc})_2$ or $\text{Co}(\text{OAc})_2 \cdot 4\text{H}_2\text{O}$ were used instead of $\text{Ni}(\text{OAc})_2 \cdot 4\text{H}_2\text{O}$. These results indicate that the synthesis strategy in this report is extendable to other transition metals such as copper and cobalt to construct other metal-backed polymers.

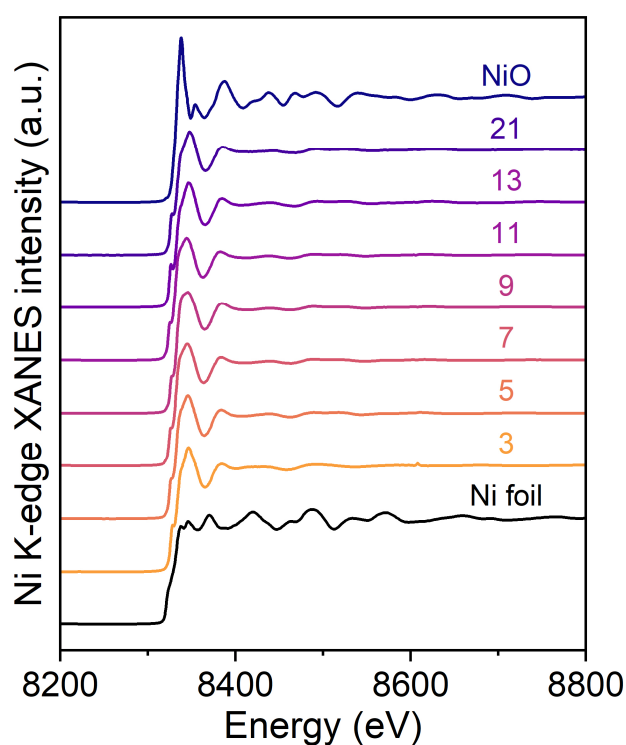


Figure S6. The Ni K-edge XANES spectra of NBPs with 3–21 nickel atoms. Ni foil and NiO were adopted as reference samples. The absorption profiles of NBPs are similar with that of the reference NiO rather than Ni foil, implying the +2 oxidation state of Ni atoms after metalation.

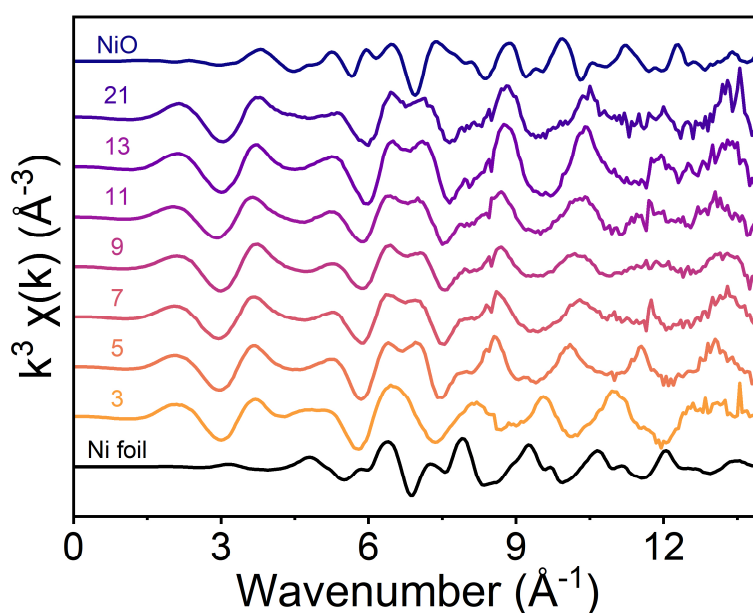


Figure S7. The k space EXAFS spectra of NBPs with 3–21 nickel atoms. Ni K-space oscillation, weighted by k^3 . The absorption profiles of NBPs are similar with that of the reference NiO rather than Ni foil, implying the +2 oxidation state of Ni atoms after metalation.

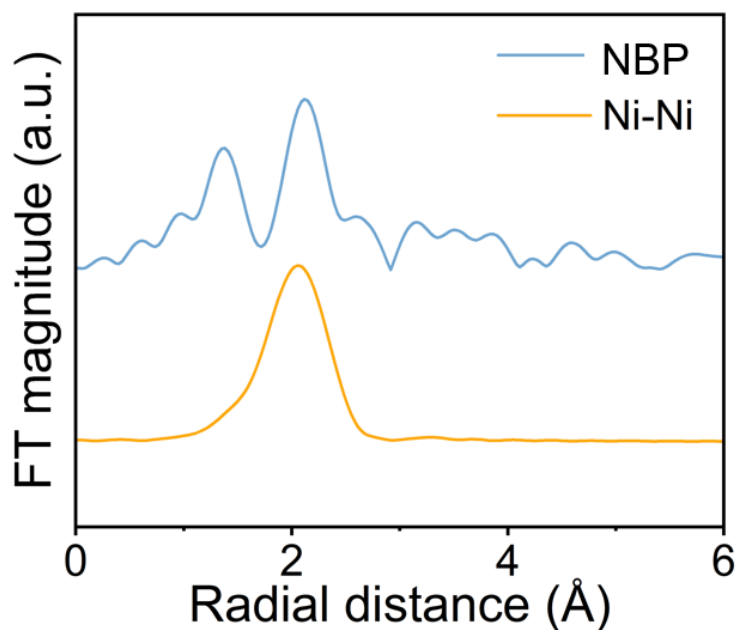
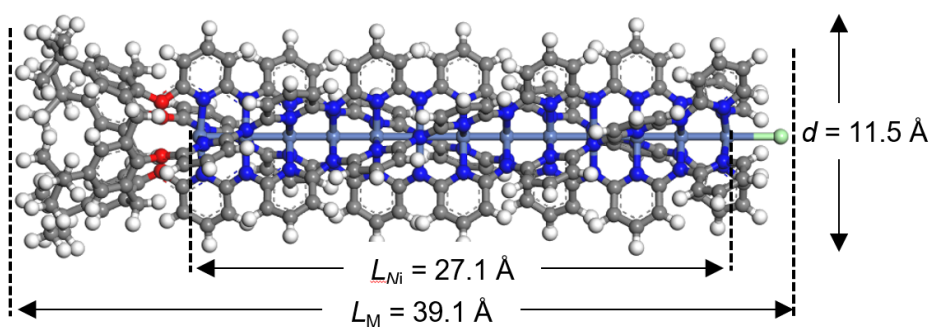


Figure S8. The FT-EXAFS spectra of NBP with 3 nickel atoms (top) and the Feff calculation results according to its crystal structure (bottom).

a



b

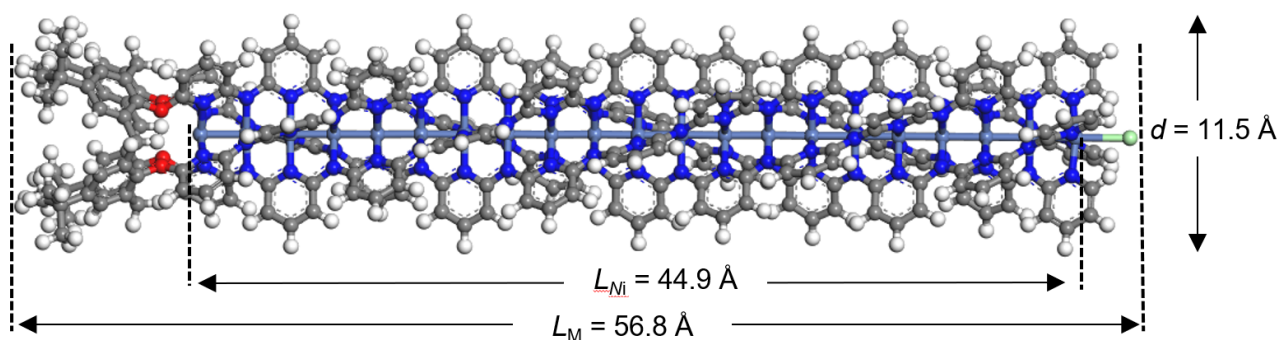


Figure S9. Optimized structures for NBPs with 13 and 21 nickel atoms calculated by density functional theory. L_M and d represent the calculated lengths and diameters of NBPs, respectively; L_{Ni} represents the calculated lengths of nickel atom chains. L_{Ni} was used for comparison with the morphologies observed in cryo-TEM because metal atoms have stronger contrast than non-metals.

SUPPORTING INFORMATION

Table S2. The lengths of nickel atom chains (L_{Ni}) and molecular lengths (L_M) of NBPs with 3–21 nickel atoms calculated by density functional theory (unit: Å).

n	3	5	7	9	11	13	...	21
L_M	16.61287	21.09916	25.57120	30.03387	34.49952	38.96515	...	56.80827
L_{Ni}	4.76846	9.25875	13.72426	18.18085	22.64112	27.10097	...	44.93427

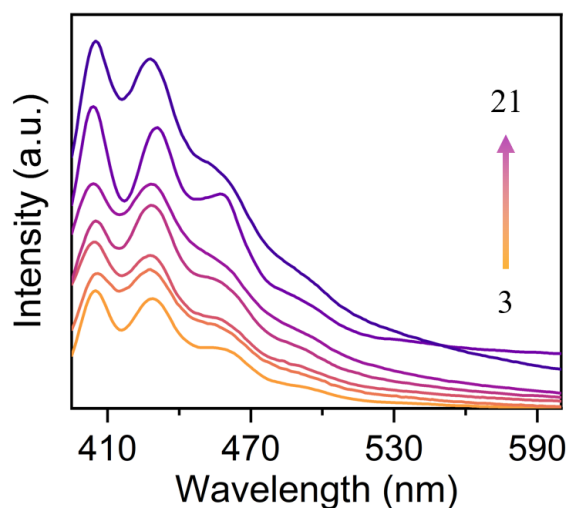


Figure S10. The fluorescence emission spectra of NBPs with 3–21 nickel atoms. The spectra show that the NBPs with different nickel atom numbers have almost identical profiles with two main emission peaks at ~405 and ~430 nm and a shoulder peak at ~450 nm. Measured in dichloromethane solution (10^{-6} M) with the excitation wavelength $\lambda_{ex} = 380$ nm.

SUPPORTING INFORMATION

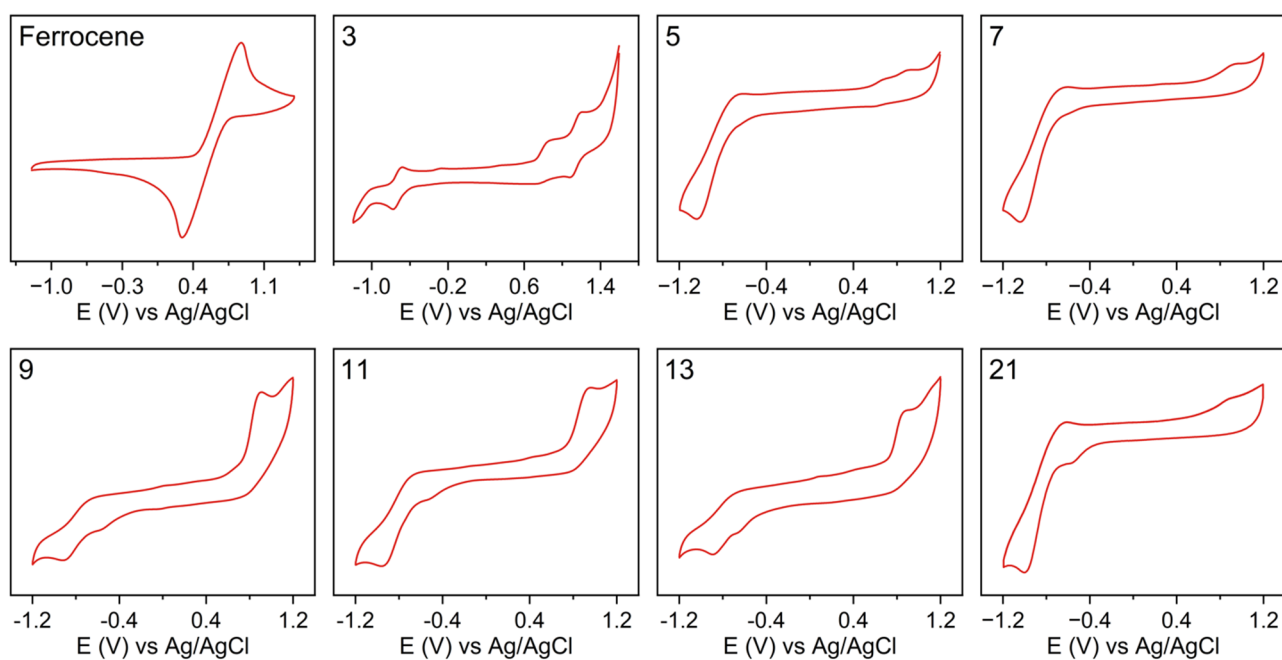


Figure S11. Cyclic voltammograms of NBPs with 3–21 nickel atoms. Ferrocene was adopted as the external standard sample.

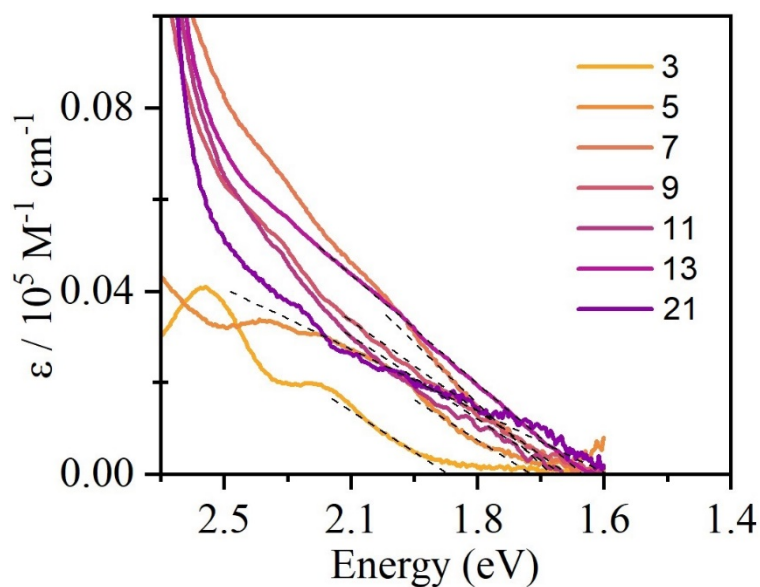


Figure S12. Optical bandgaps of NBPs with 3–21 nickel atoms. Tauc plot to determine the optical bandgaps of NBPs with 3–21 nickel atoms, with extrapolation of the linear region (black) estimating of 1.60–1.90 eV that consistent with their cyclic voltammetry results.

SUPPORTING INFORMATION




Figure S13. The solubility exhibition of NBPs. The photographs show that 100.64 mg of NBP with 21 nickel atoms is well dissolved by 1.0 mL dichloromethane and no precipitation was observed although ca. 80% solvent evaporated.

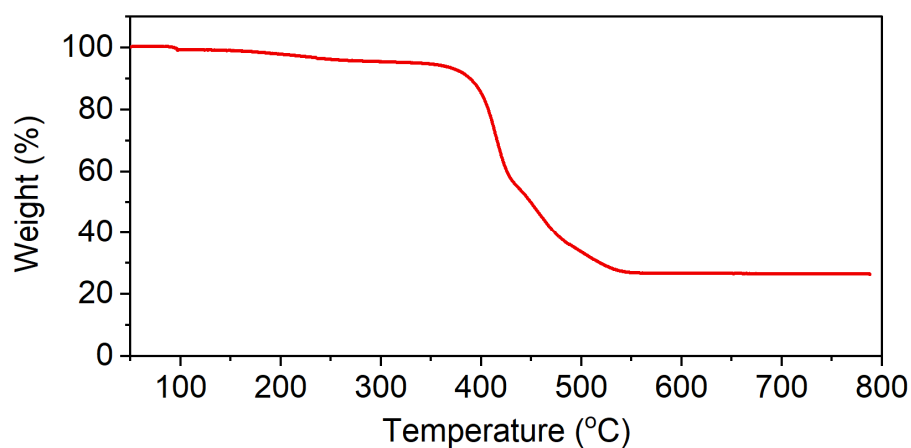


Figure S14. TGA of the NBP with 21 nickel atoms (after activation of the sample). The analysis shows that NBP with 21 nickel atoms have excellent thermal stability with decomposition temperature onset above 380 °C. TGA was carried out under N₂ atmosphere from 30 °C to 800 °C along with a ramp rate of 10 °C min⁻¹. Before carrying out the TGA, the samples were activated at 100 °C for 30 minutes to eliminate the sample's water.

SUPPORTING INFORMATION

Characterization Spectra for the Compounds

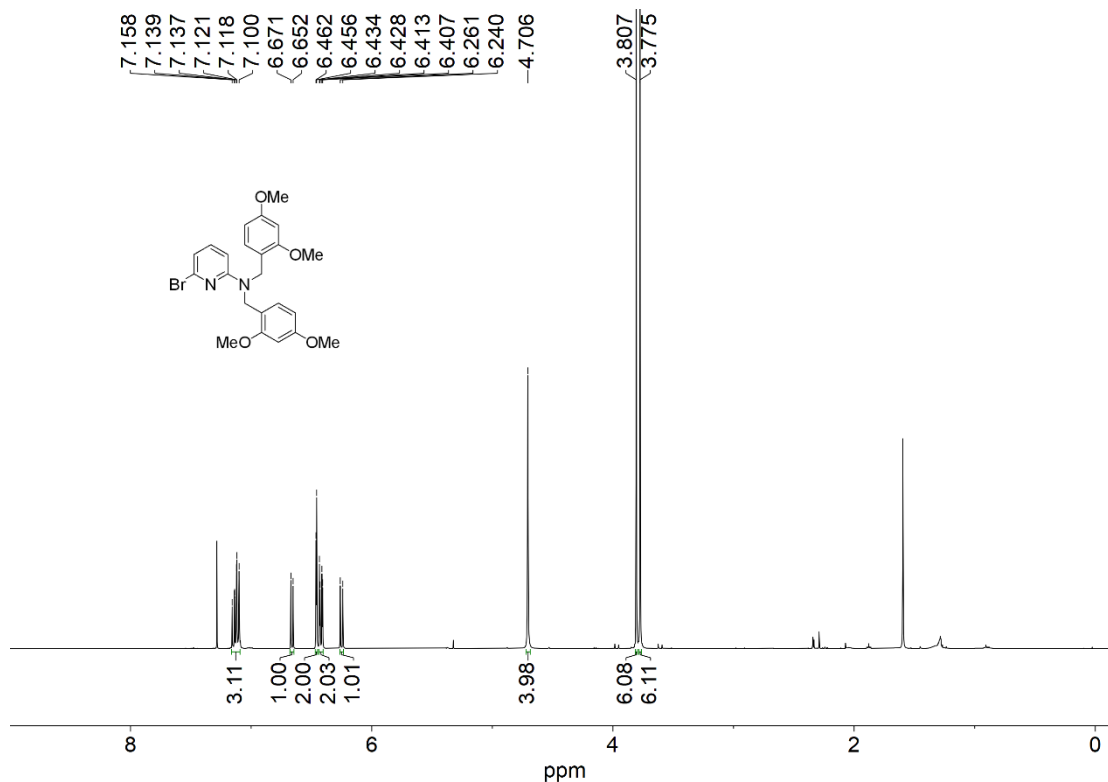


Figure S15. ^1H NMR spectrum of 6-bromo-N,N-bis(2,4-dimethoxybenzyl)pyridin-2-amine in CDCl_3 .

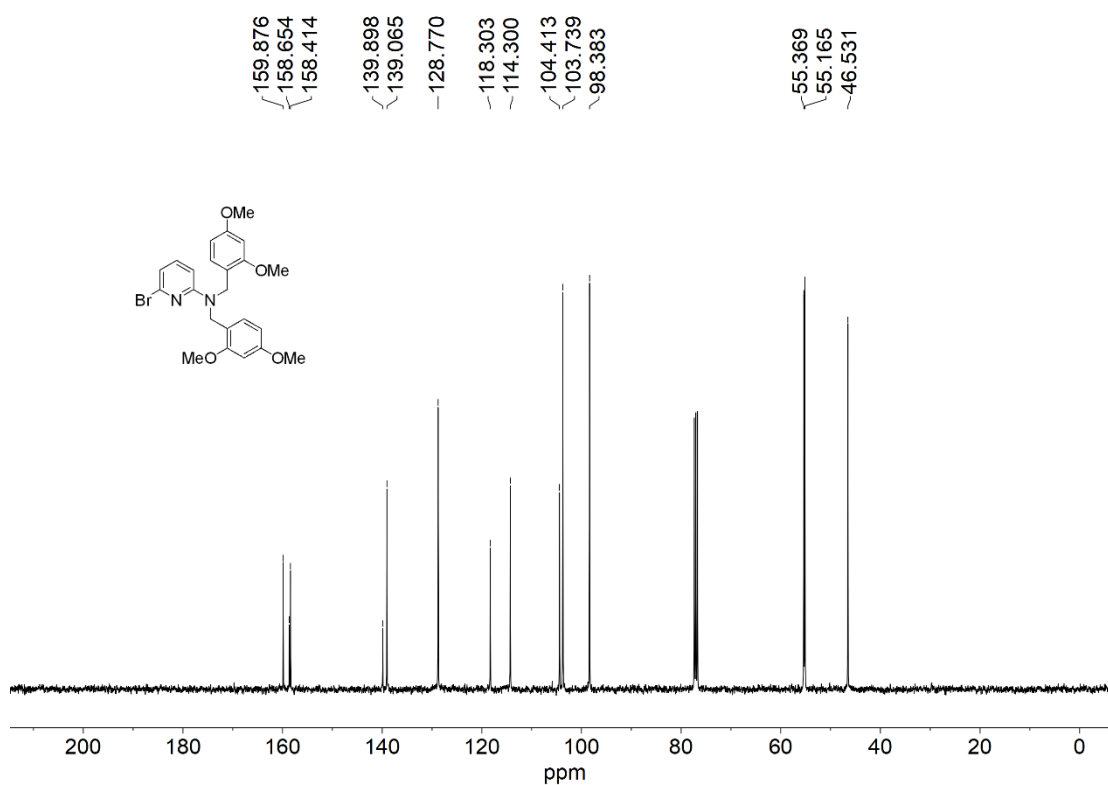


Figure S16. ^{13}C NMR spectrum of 6-bromo-N,N-bis(2,4-dimethoxybenzyl)pyridin-2-amine in CDCl_3 .

SUPPORTING INFORMATION

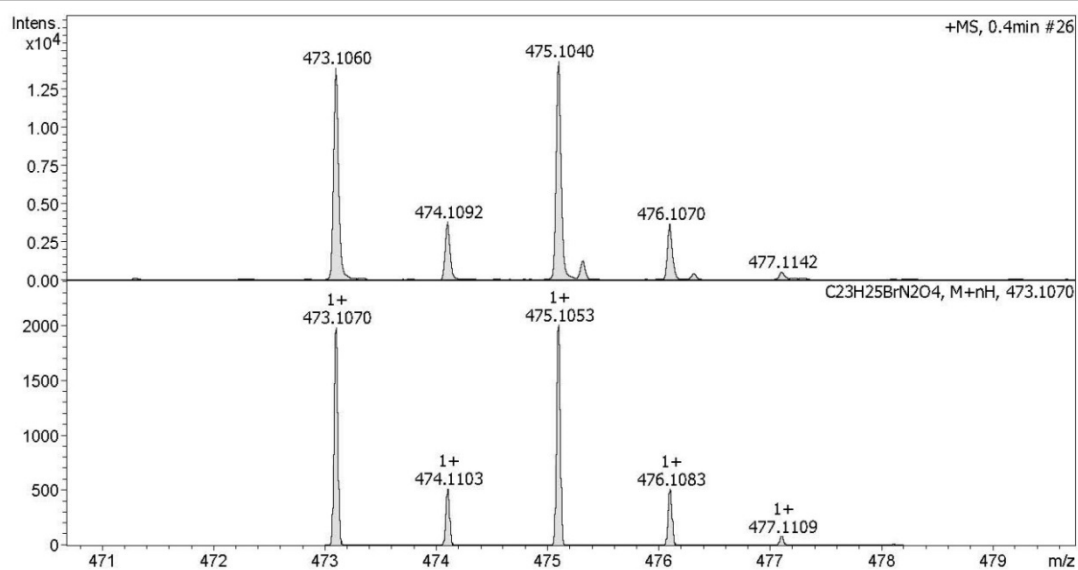


Figure S17. HRMS of 6-bromo-N,N-bis(2,4-dimethoxybenzyl)pyridin-2-amine.

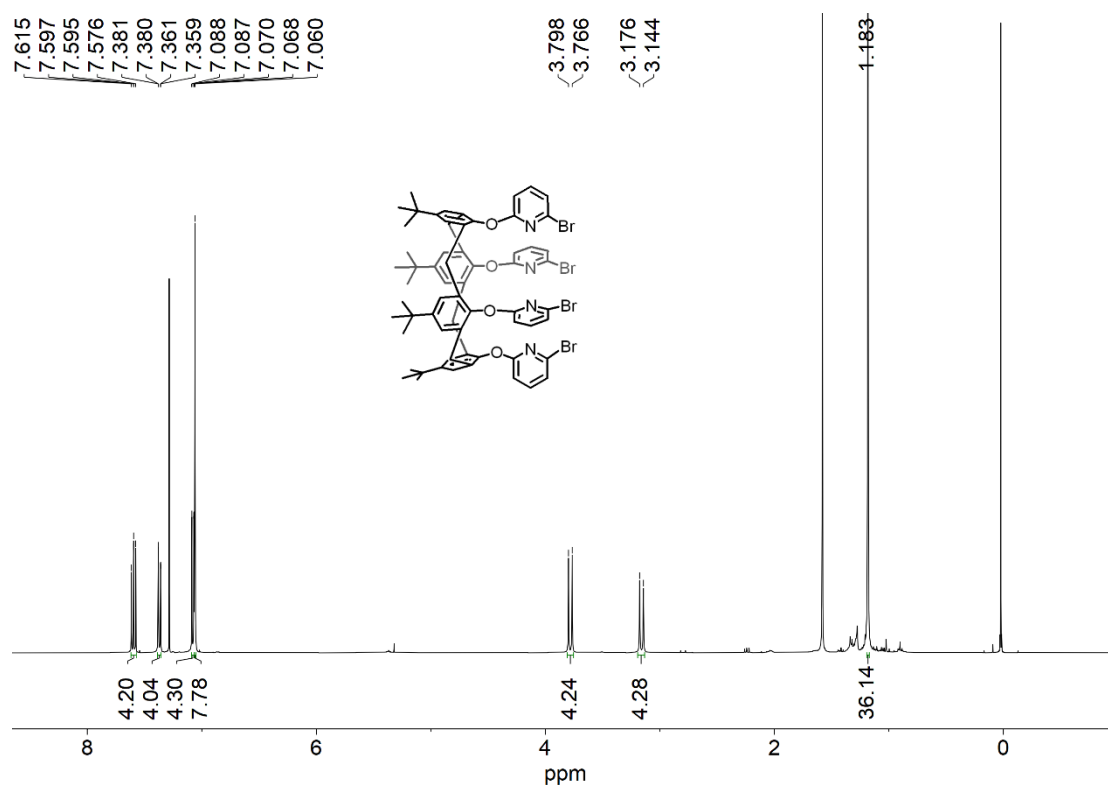


Figure S18. ¹H NMR spectrum of Compound 1 in CDCl₃. The two characteristic signals at δ = 3.78 and 3.16 ppm are attributed to the methylene protons, indicating the cone conformation of the compound.

SUPPORTING INFORMATION

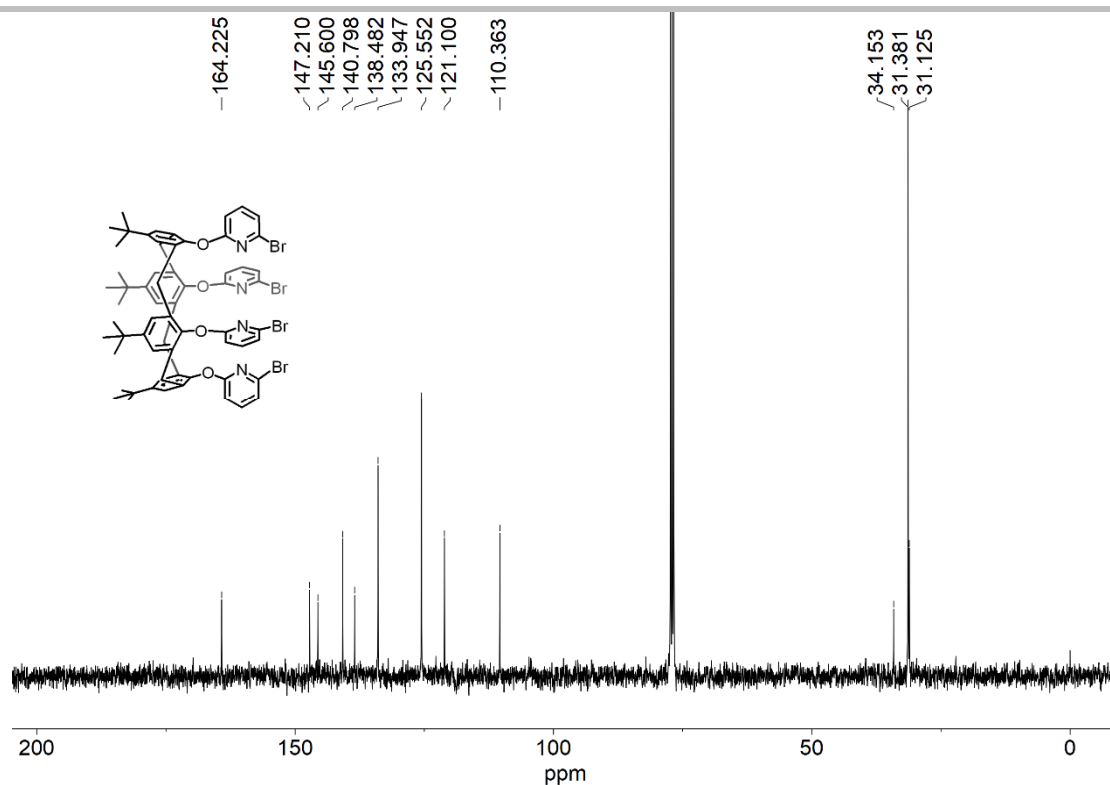


Figure S19. ¹³C NMR spectrum of Compound **1** in CDCl₃.

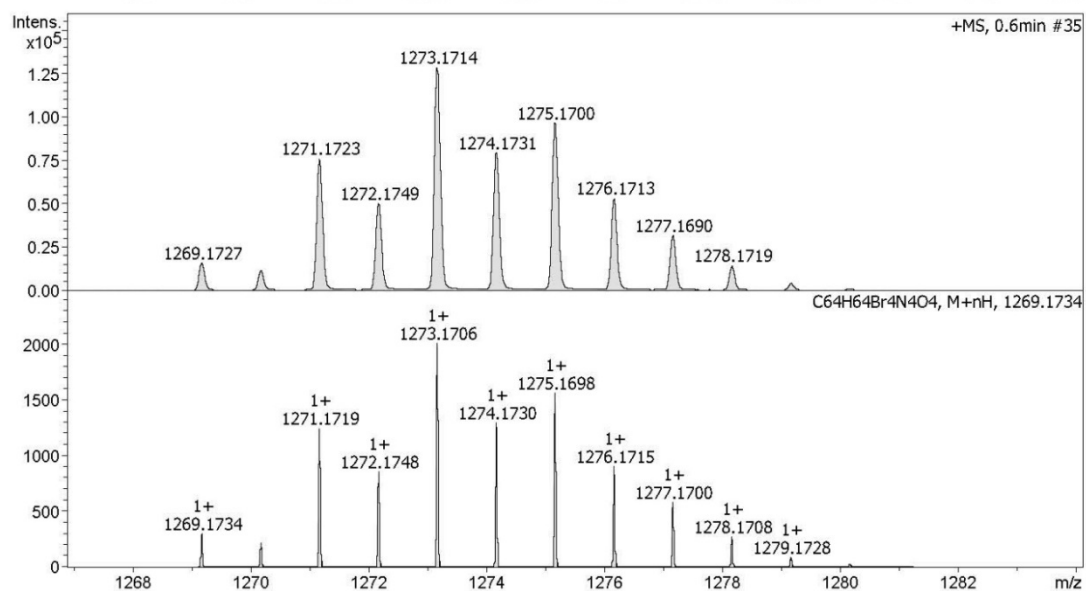
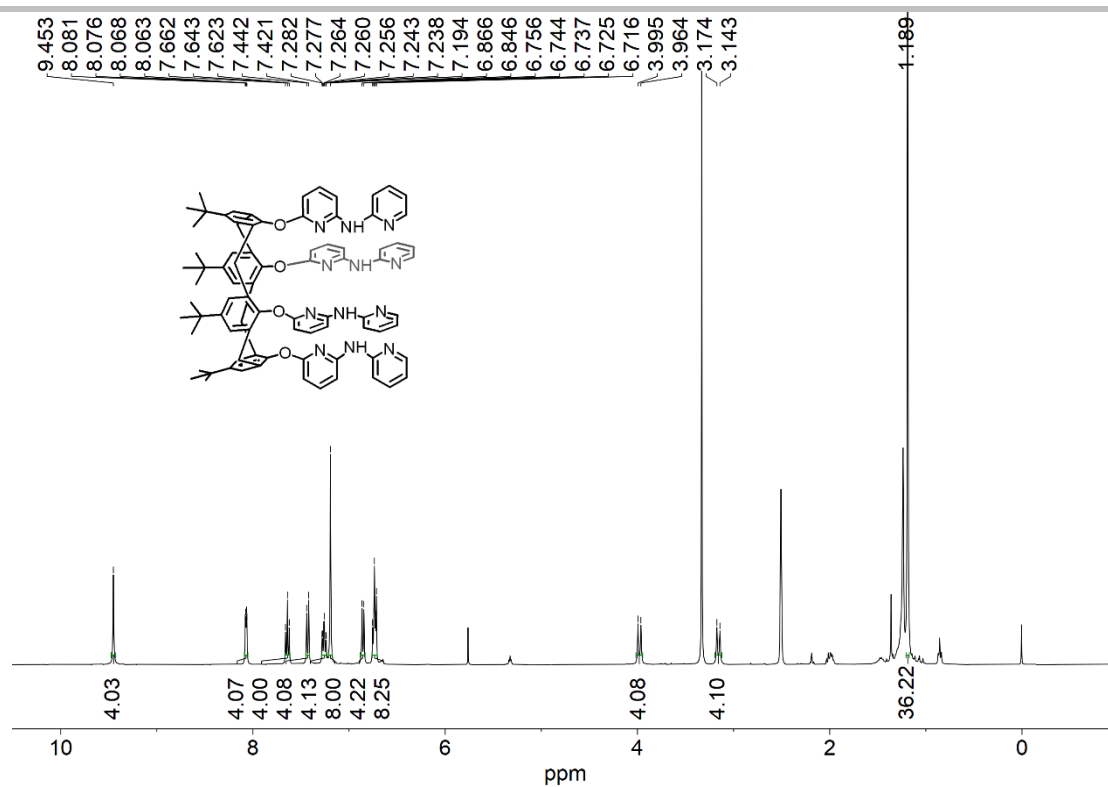
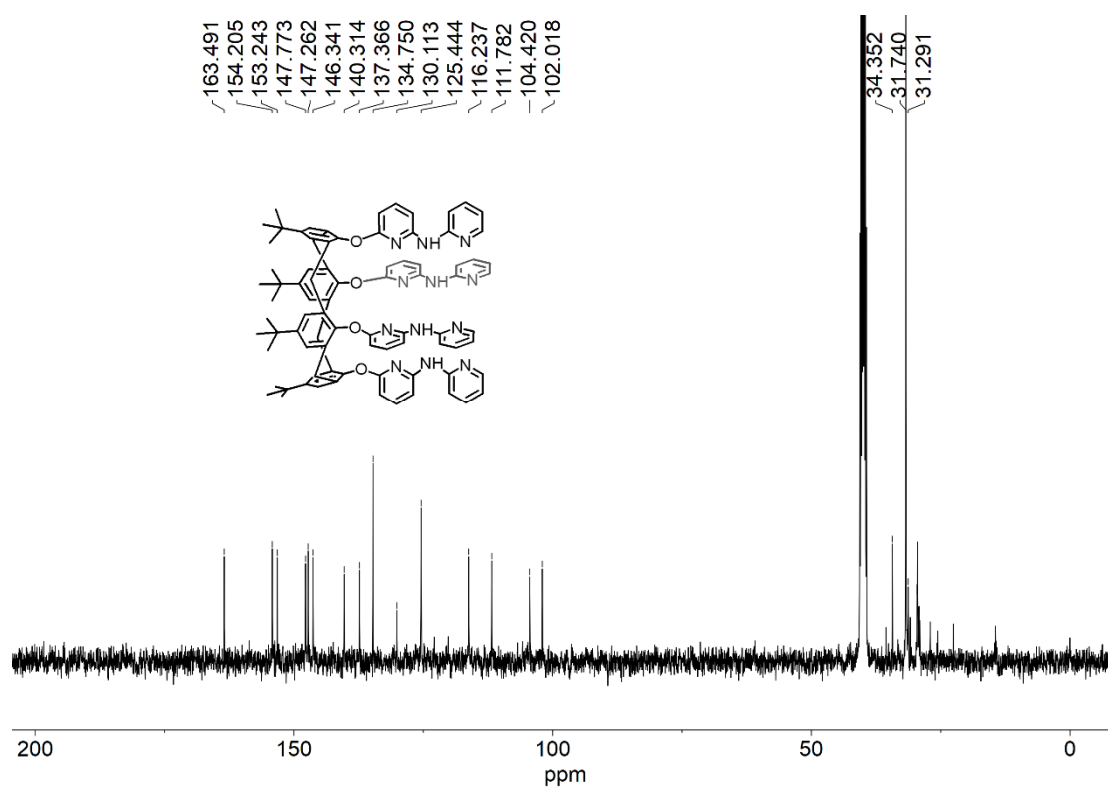
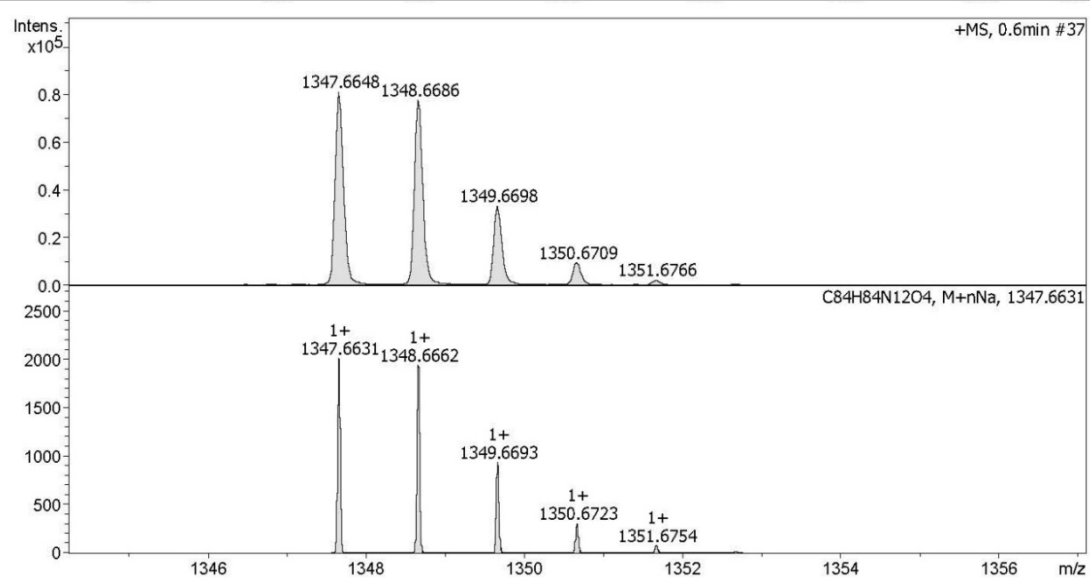
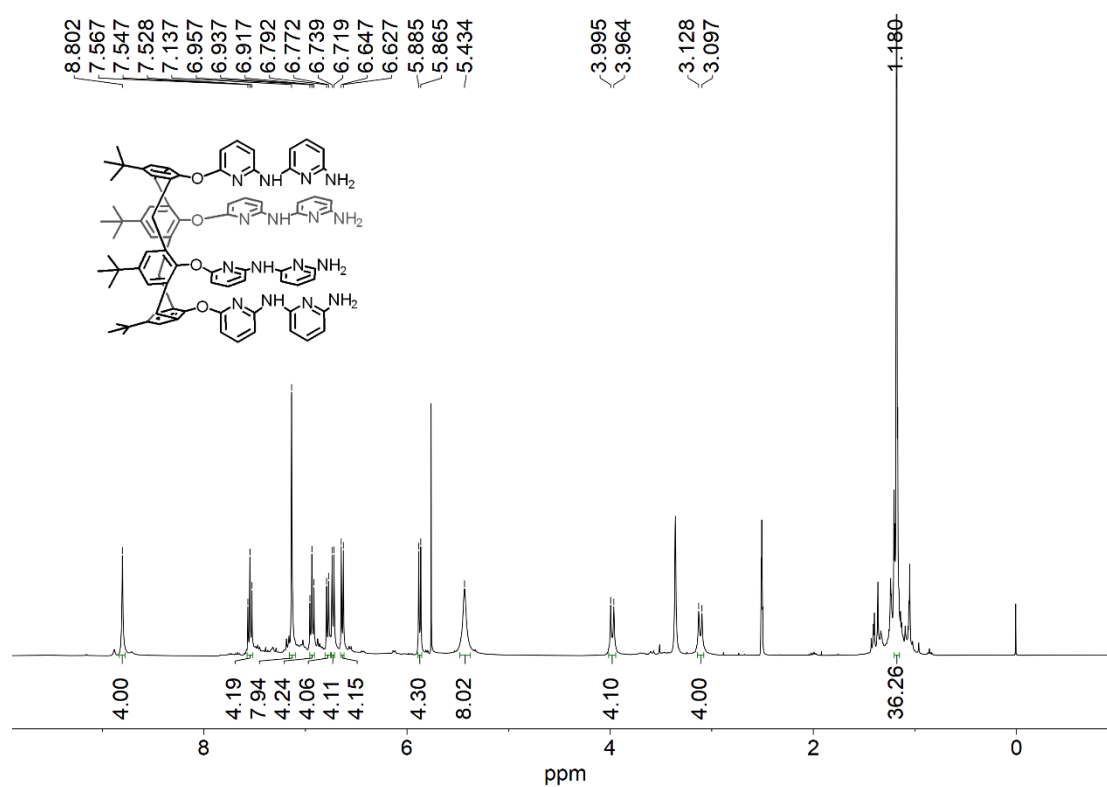


Figure S20. HRMS of Compound **1**.

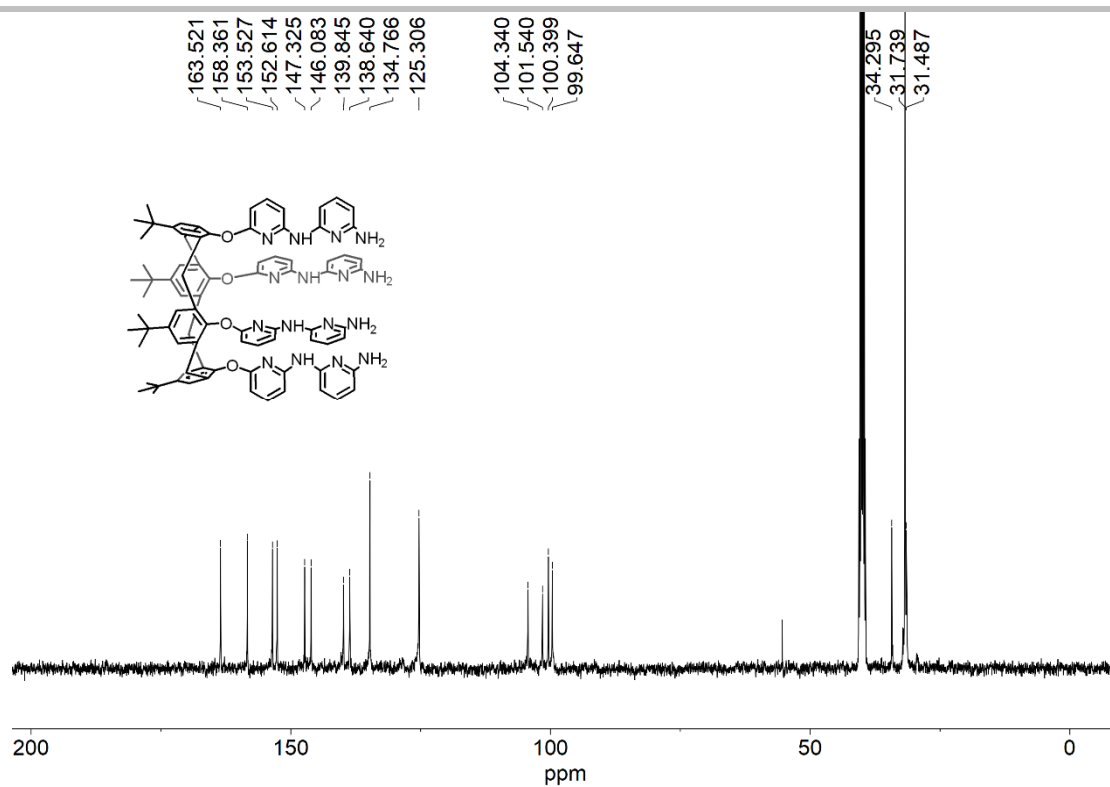
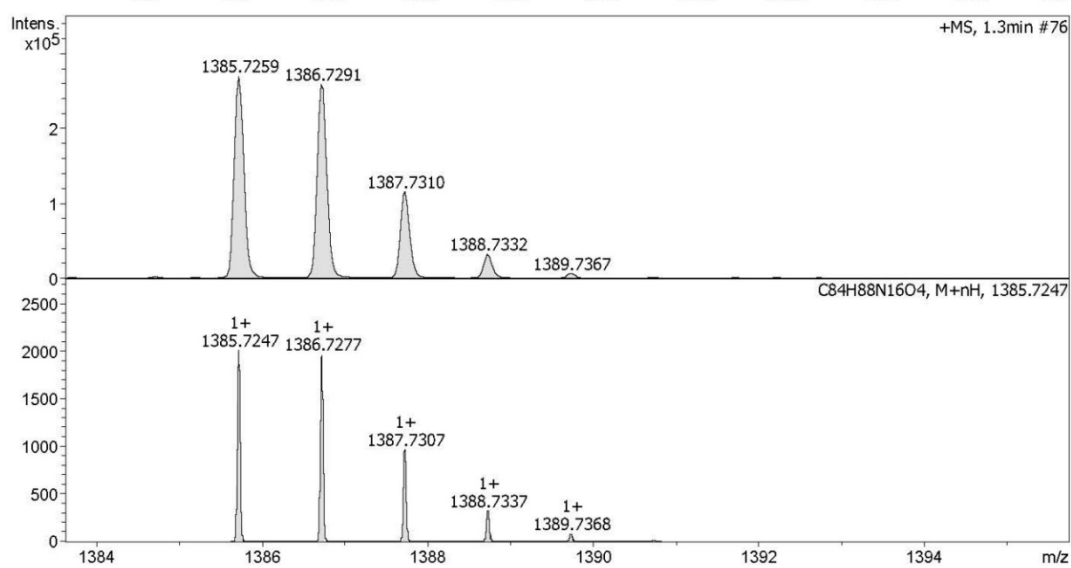
SUPPORTING INFORMATION

Figure S21. ¹H NMR spectrum of **L**₁ in DMSO-*d*₆.Figure S22. ¹³C NMR spectrum of **L**₁ in DMSO-*d*₆.

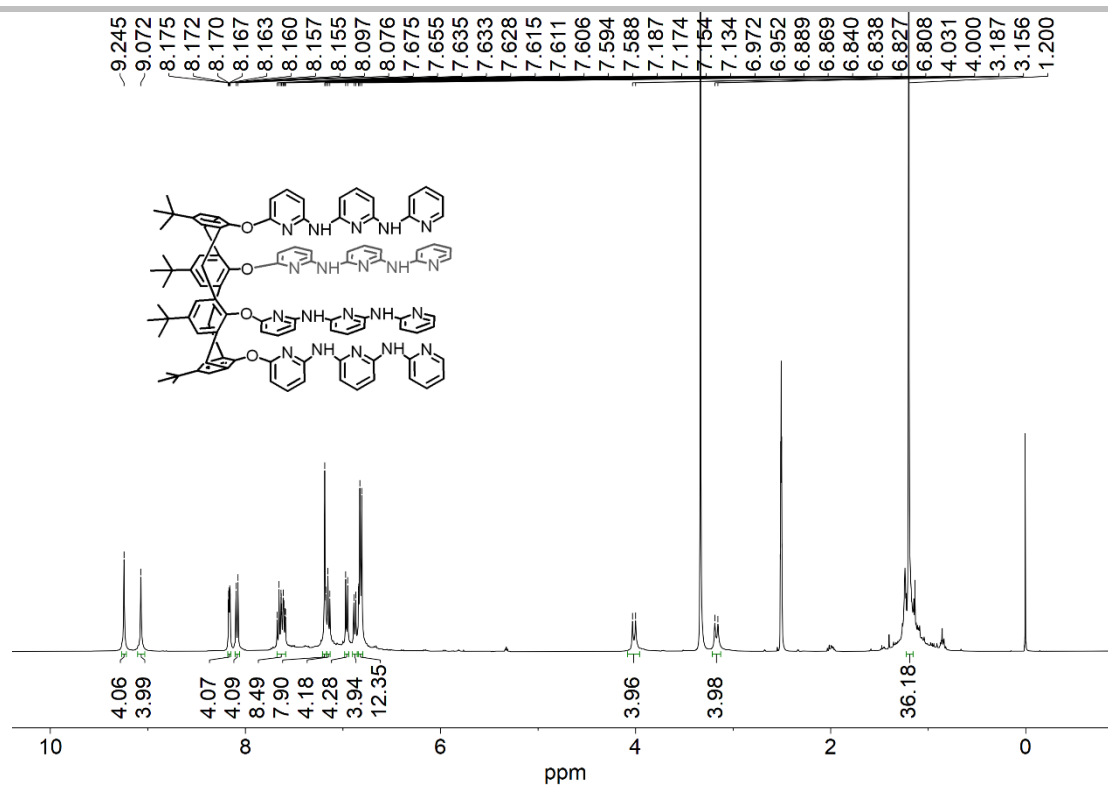
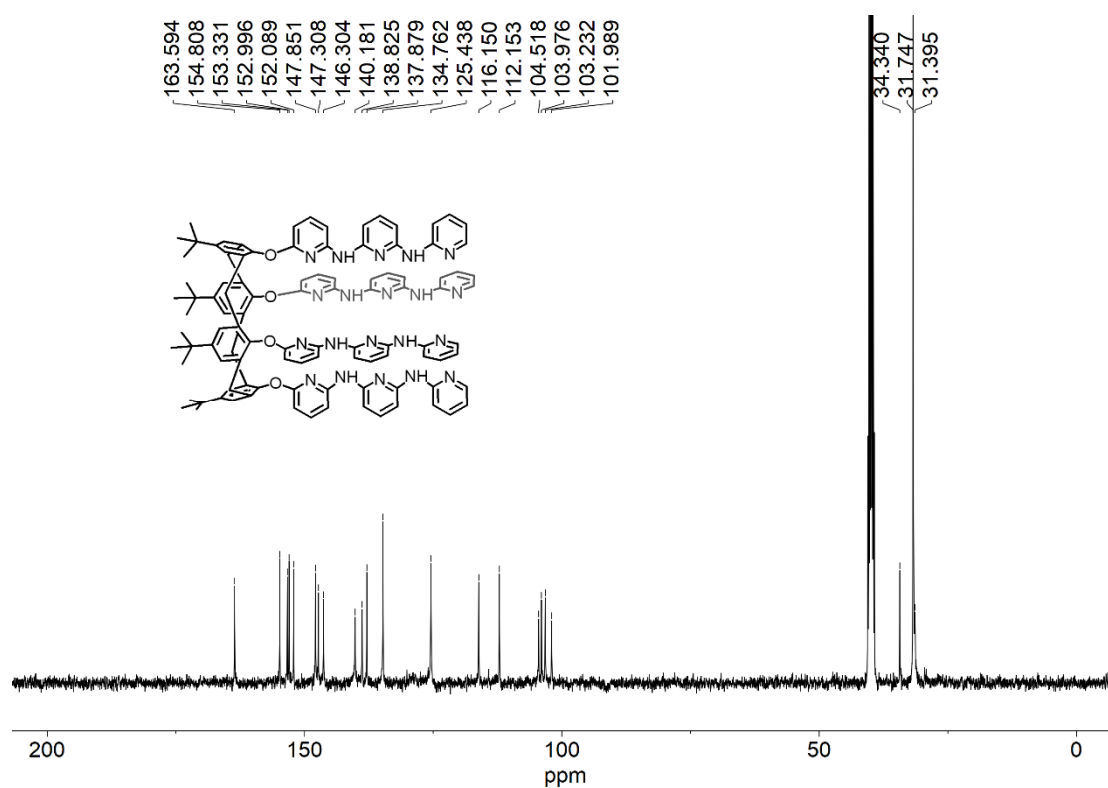
SUPPORTING INFORMATION

Figure S23. HRMS of L_1 .Figure S24. 1H NMR spectrum of P_1 in $DMSO-d_6$.

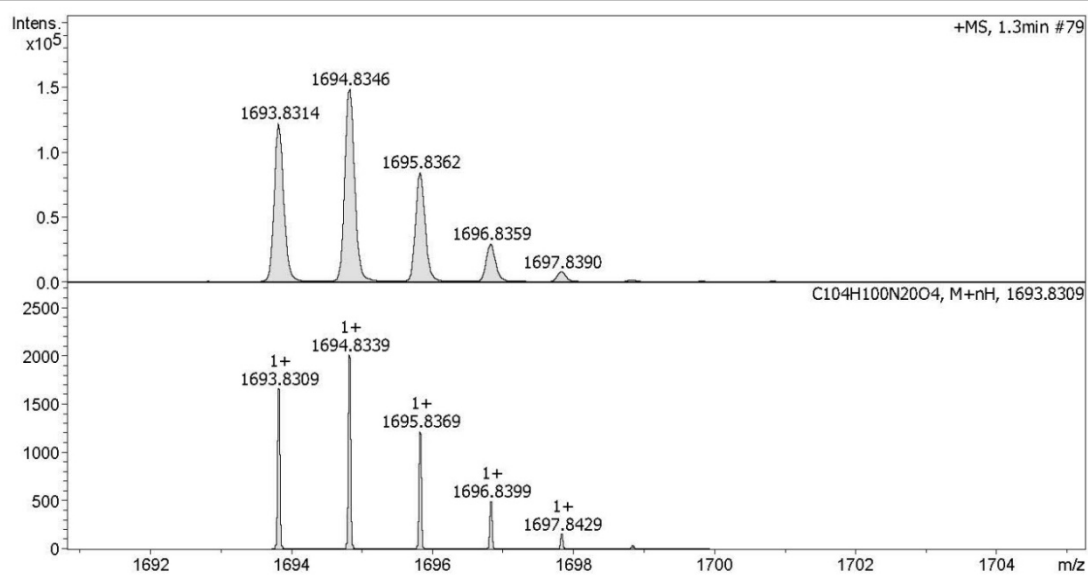
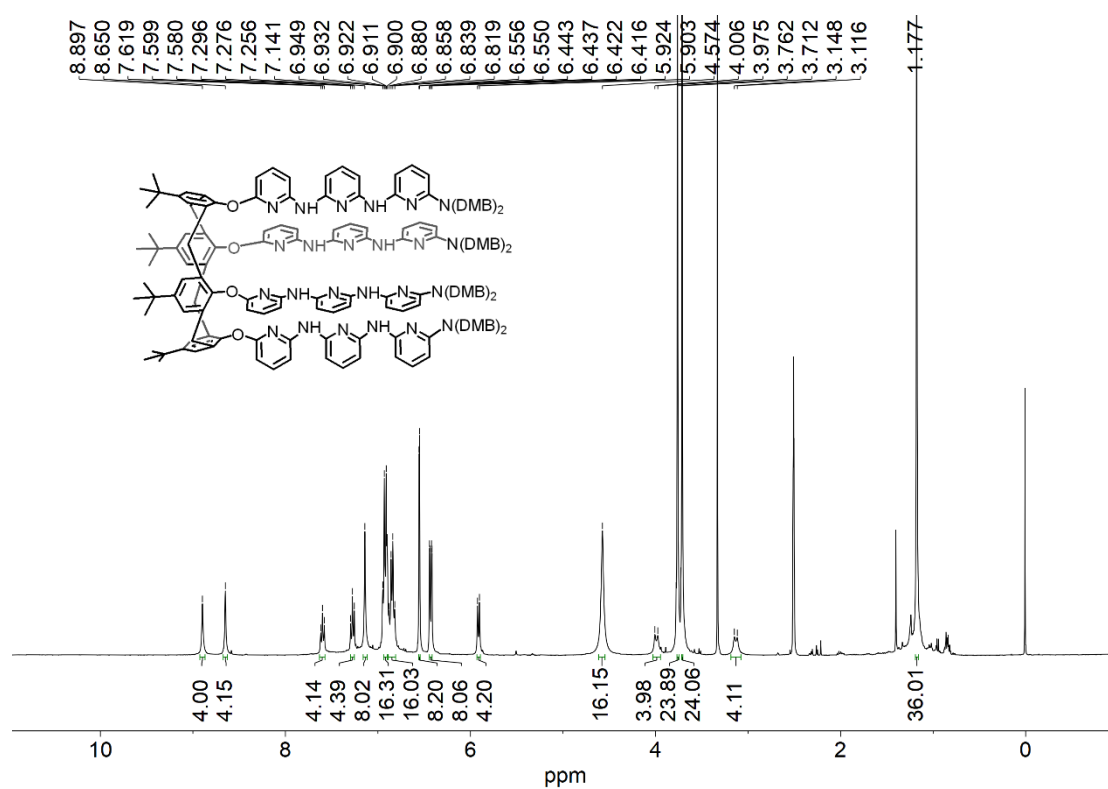
SUPPORTING INFORMATION

Figure S25. ^{13}C NMR spectrum of P_1 in $\text{DMSO-}d_6$.Figure S26. HRMS of P_1 .

SUPPORTING INFORMATION

Figure S27. ¹H NMR spectrum of **L**₂ in DMSO-*d*₆.Figure S28. ¹³C NMR spectrum of **L**₂ in DMSO-*d*₆.

SUPPORTING INFORMATION

Figure S29. HRMS of L₂.Figure S30. ¹H NMR spectrum of D₂ in DMSO-*d*₆.

SUPPORTING INFORMATION

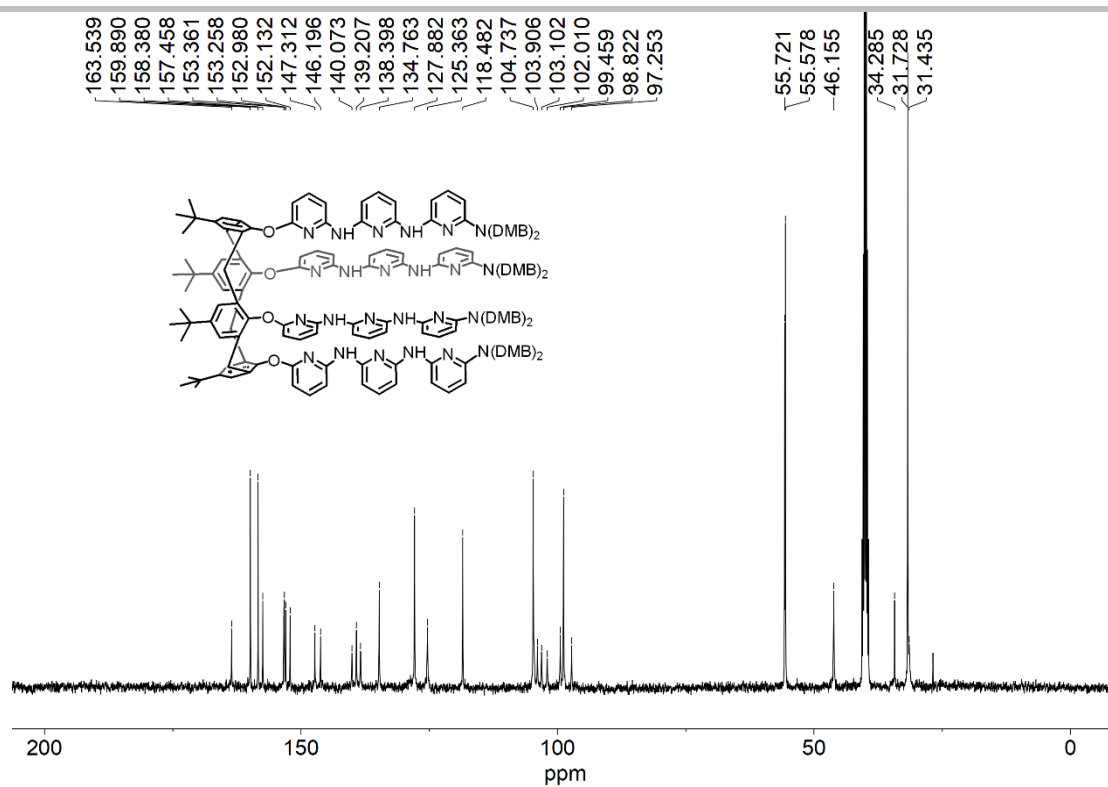


Figure S31. ^{13}C NMR spectrum of D_2 in $DMSO-d_6$.

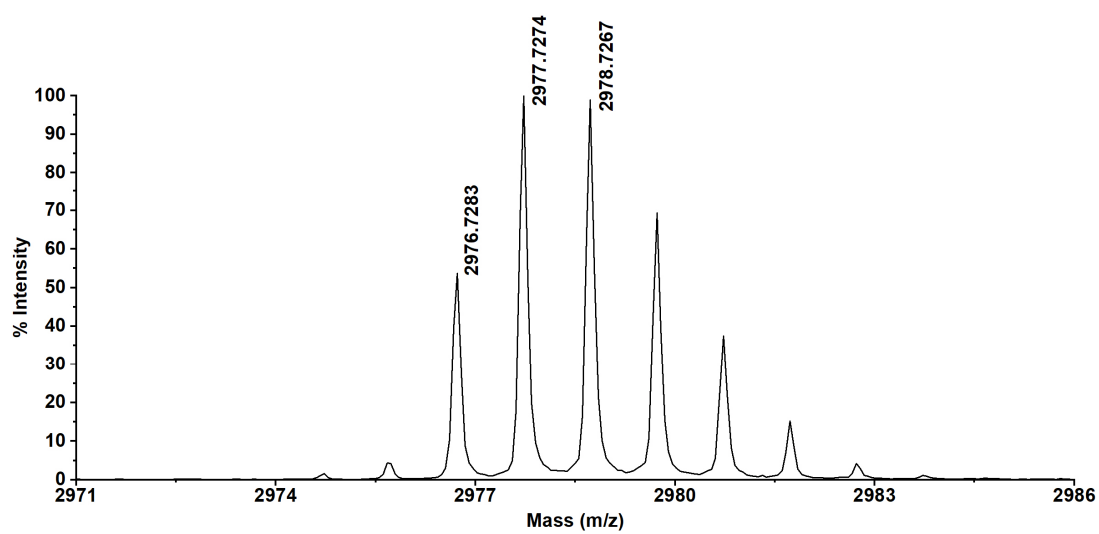


Figure S32. MALDI-TOF MS of D_2 .

SUPPORTING INFORMATION

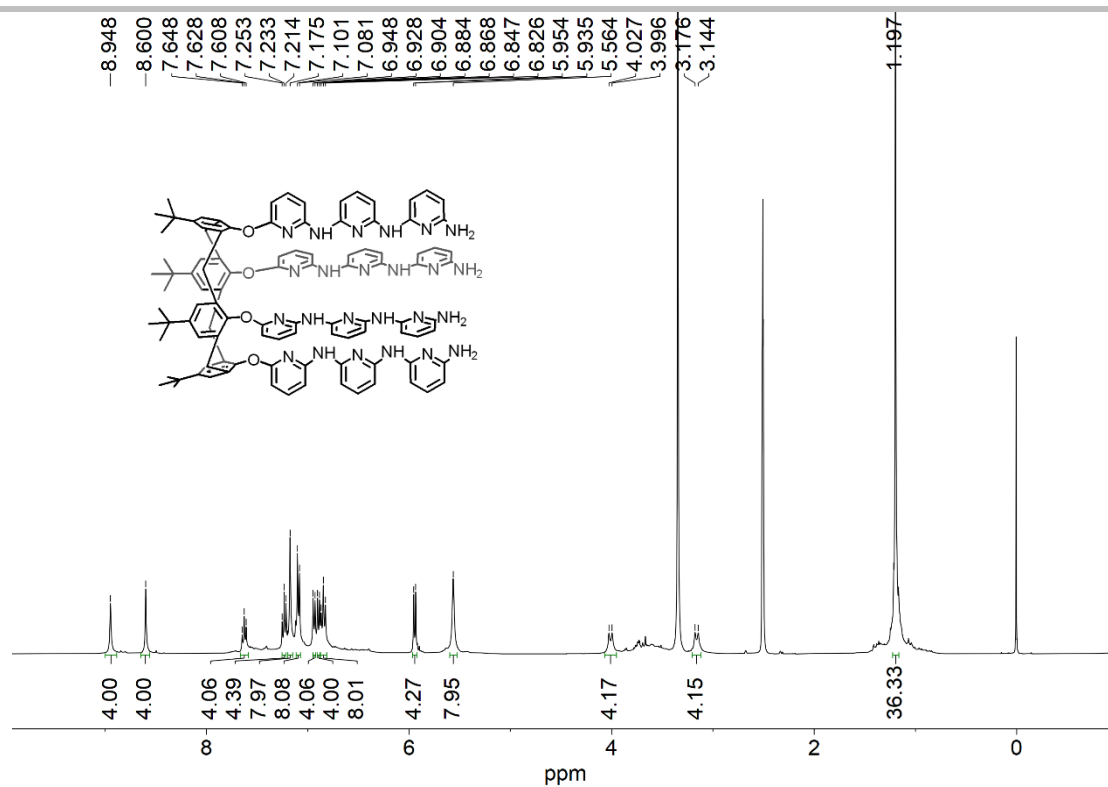


Figure S33. ^1H NMR spectrum of P_2 in $\text{DMSO}-d_6$.

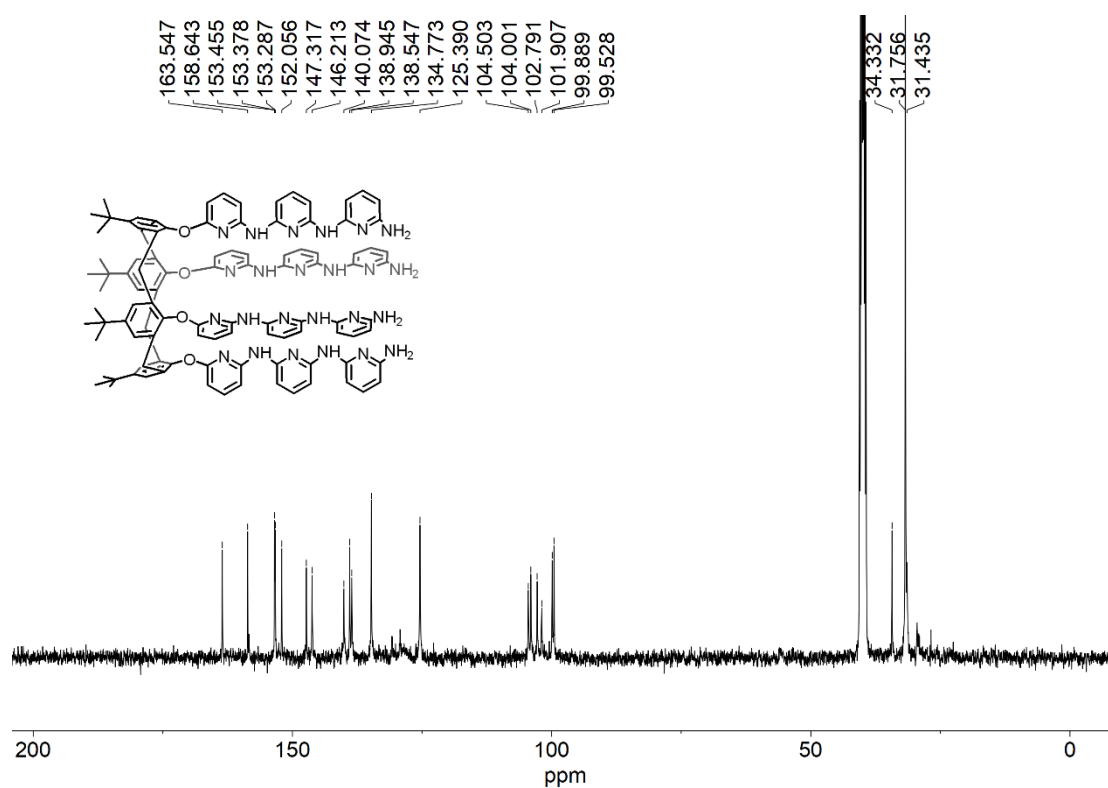
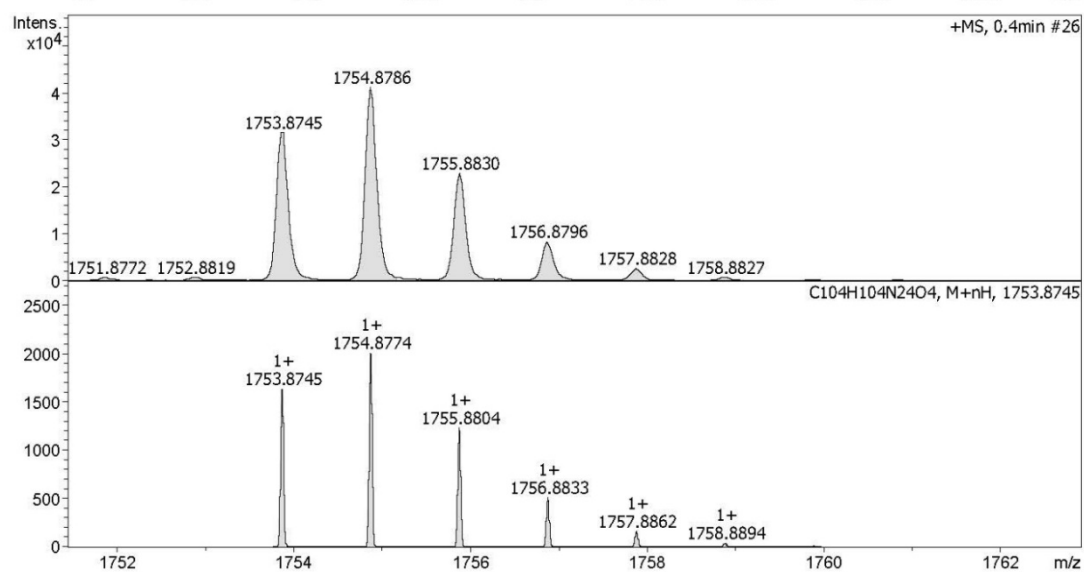
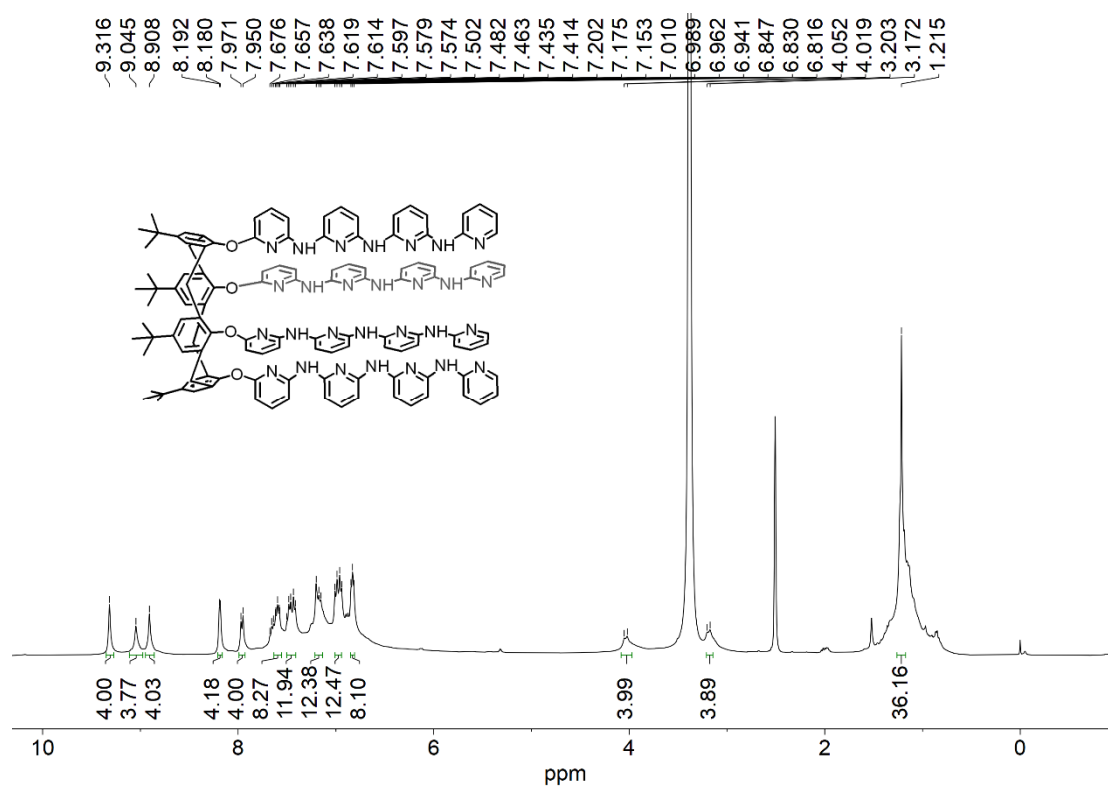


Figure S34. ^{13}C NMR spectrum of P_2 in $\text{DMSO}-d_6$.

SUPPORTING INFORMATION

Figure S35. HRMS of P_2 .Figure S36. 1H NMR spectrum of L_3 in $DMSO-d_6$.

SUPPORTING INFORMATION

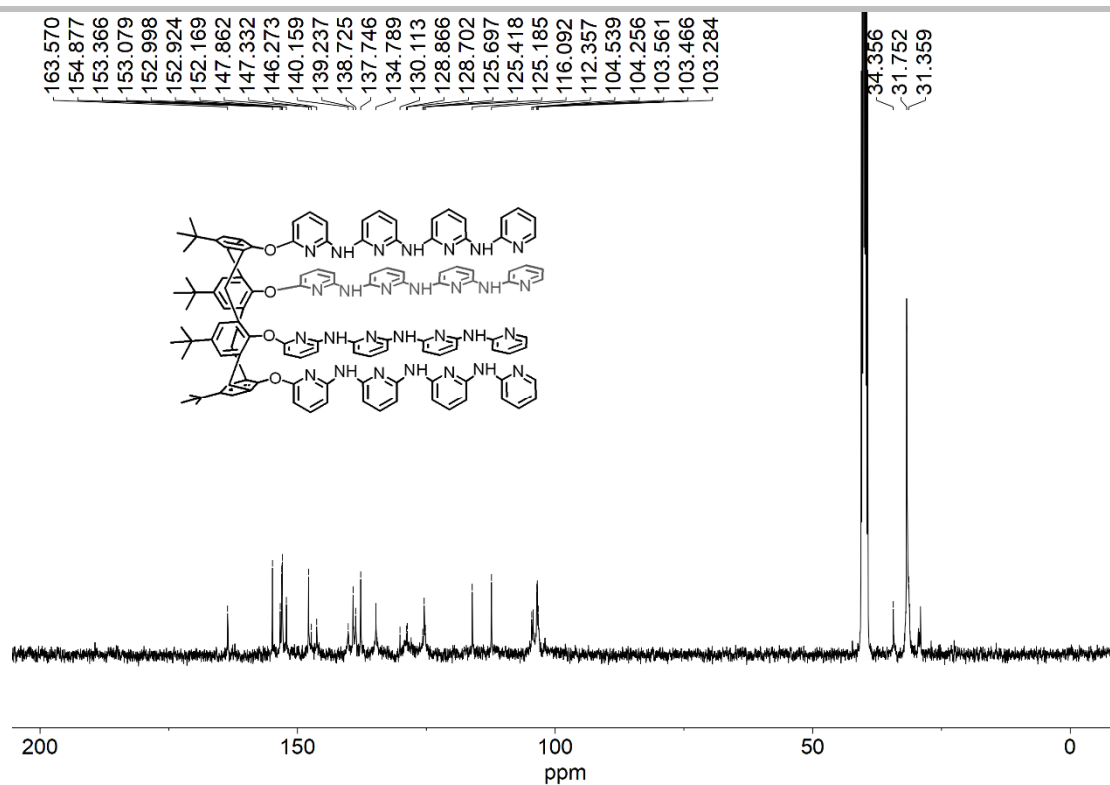


Figure S37. ^{13}C NMR spectrum of L_3 in $\text{DMSO-}d_6$.

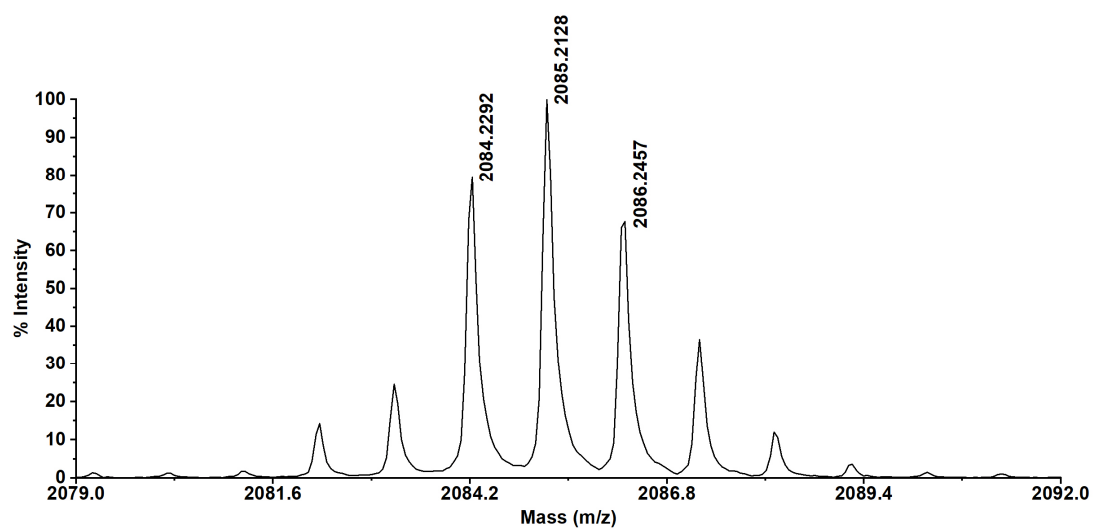


Figure S38. MALDI-TOF MS of L_3 .

SUPPORTING INFORMATION

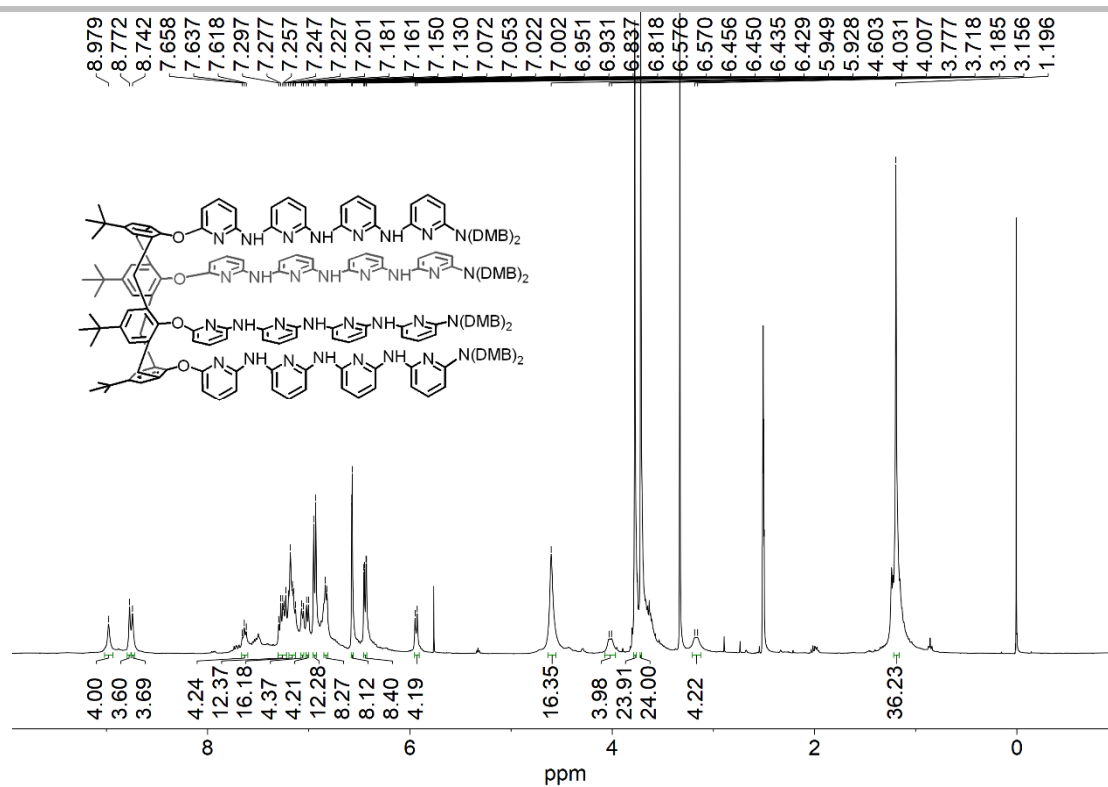


Figure S39. ¹H NMR spectrum of **D**₃ in DMSO-*d*₆.

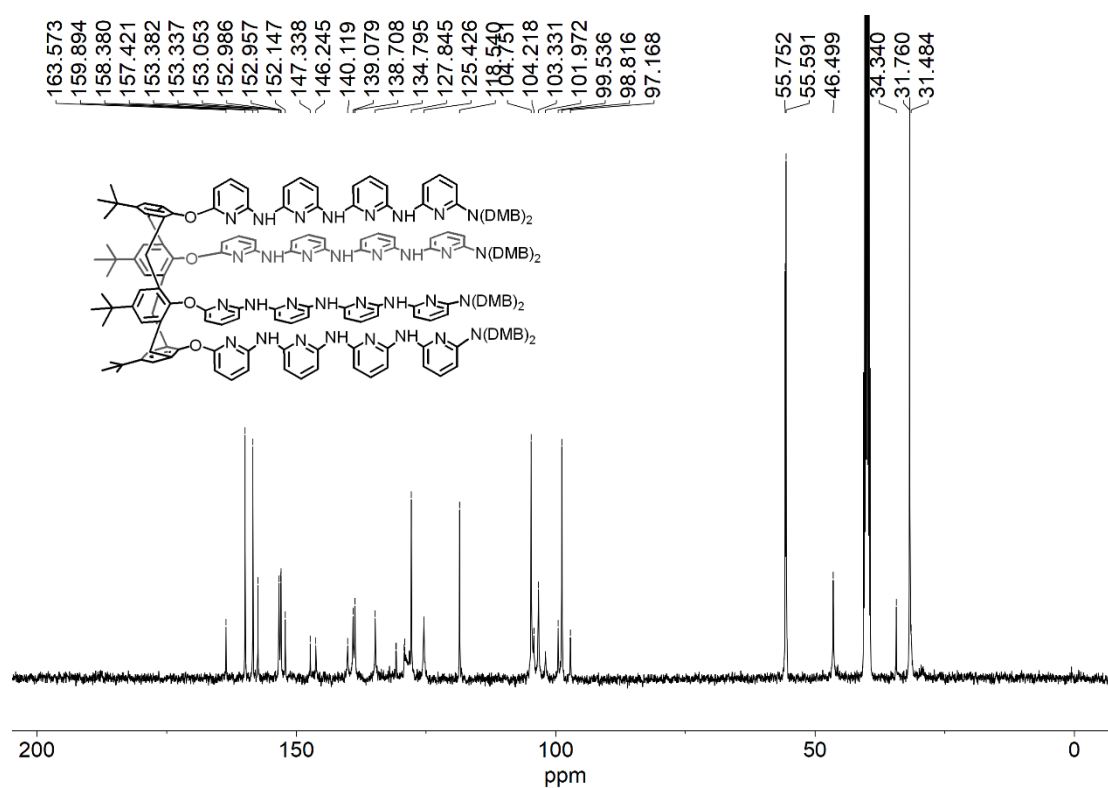
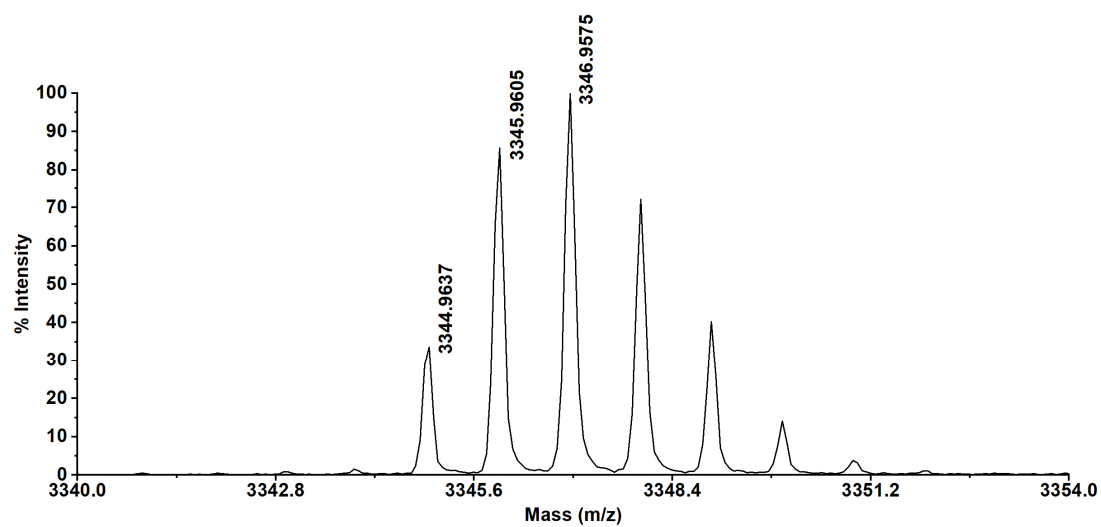
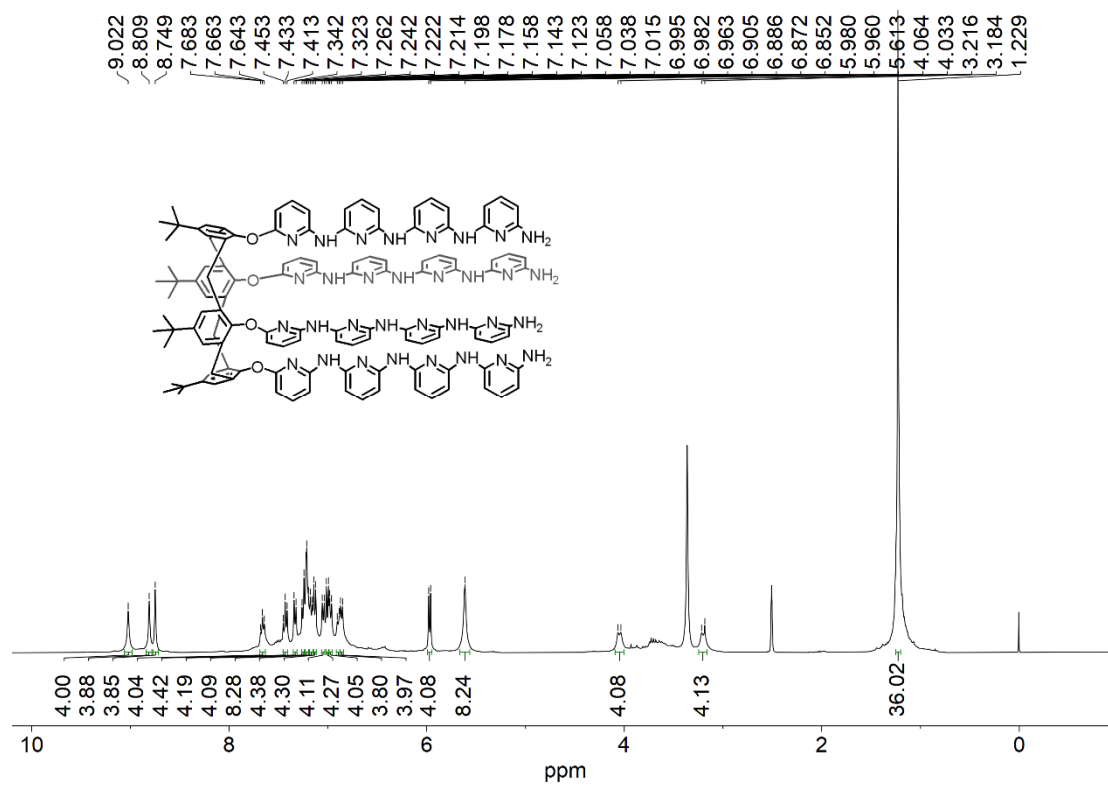


Figure S40. ¹³C NMR spectrum of **D**₃ in DMSO-*d*₆.

SUPPORTING INFORMATION

Figure S41. MALDI-TOF MS of **D**₃.Figure S42. ¹H NMR spectrum of **P**₃ in DMSO-*d*₆.

SUPPORTING INFORMATION

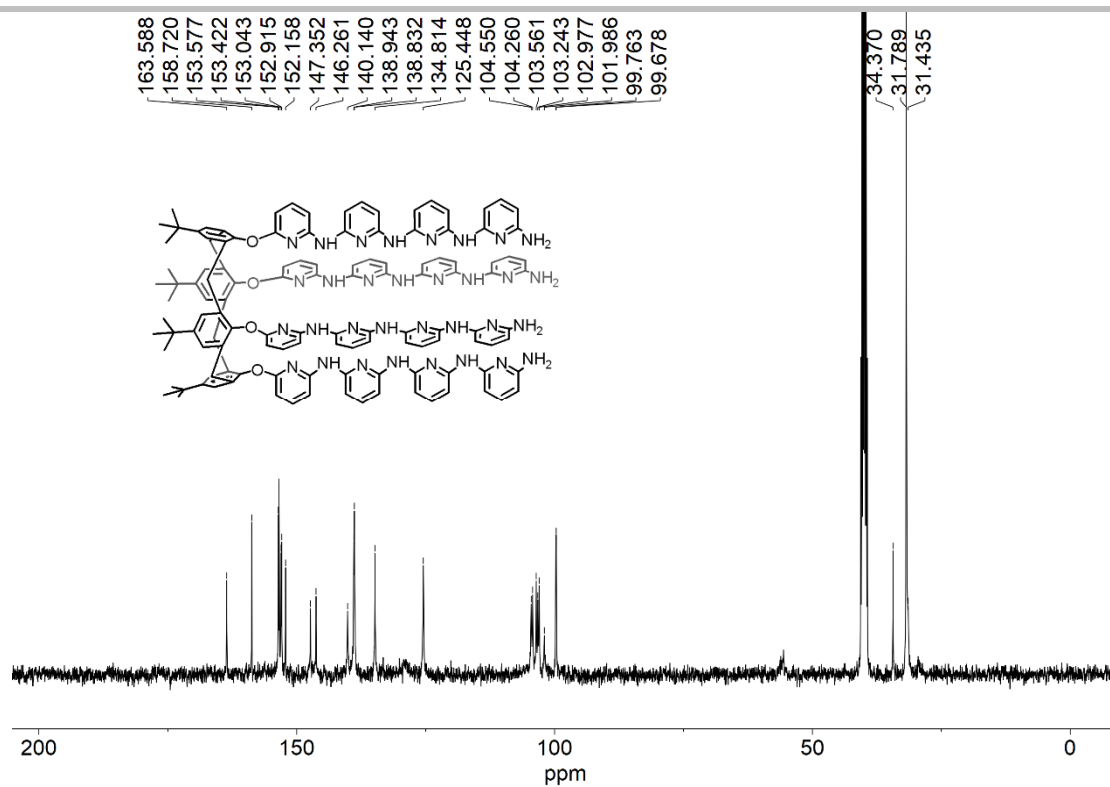


Figure S43. ¹³C NMR spectrum of **P**₃ in DMSO-*d*₆.

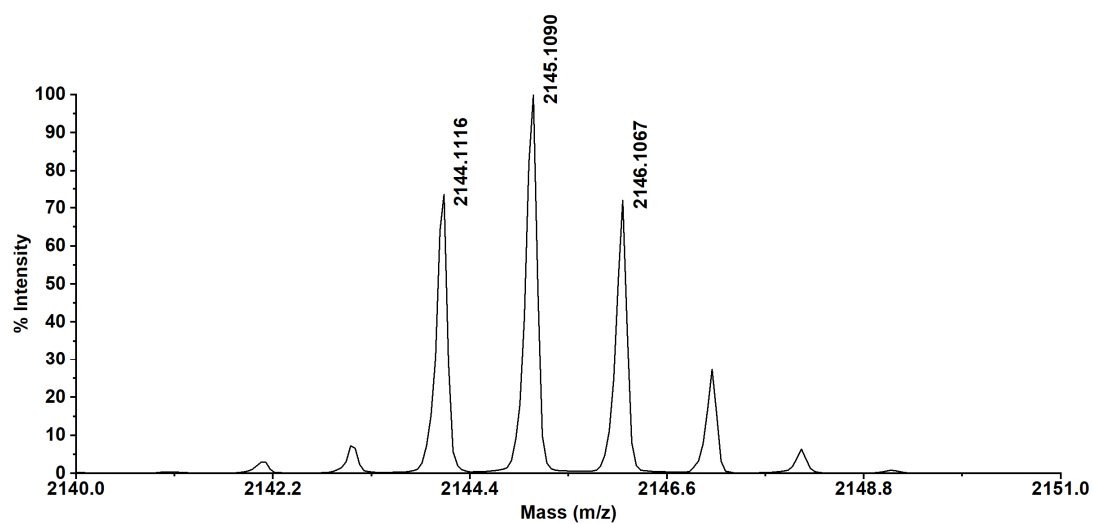
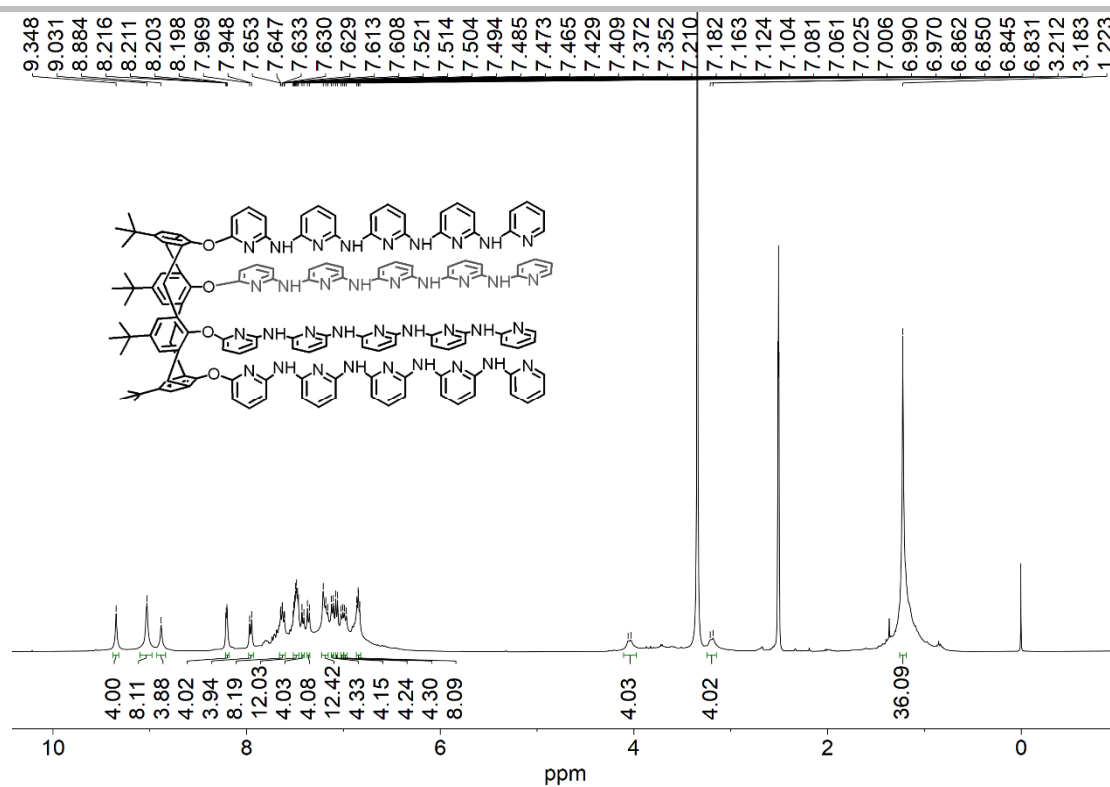
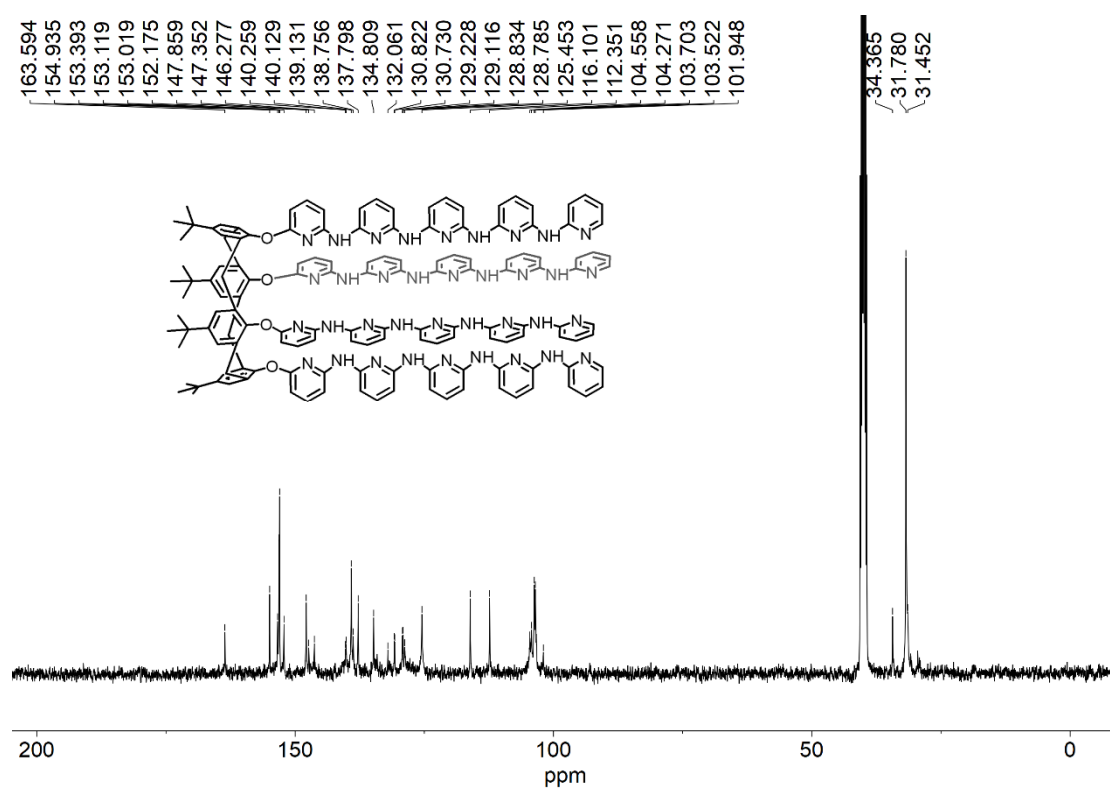
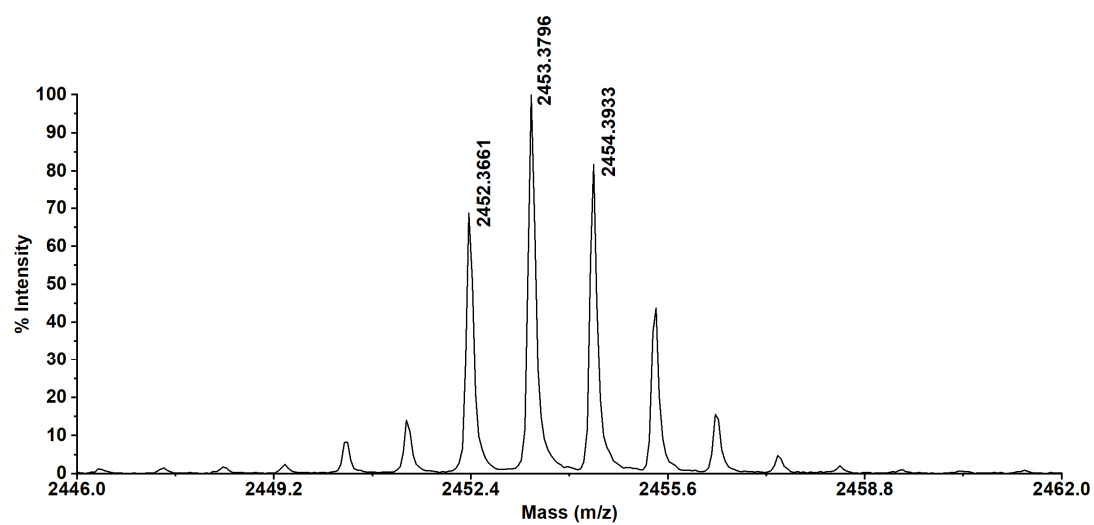
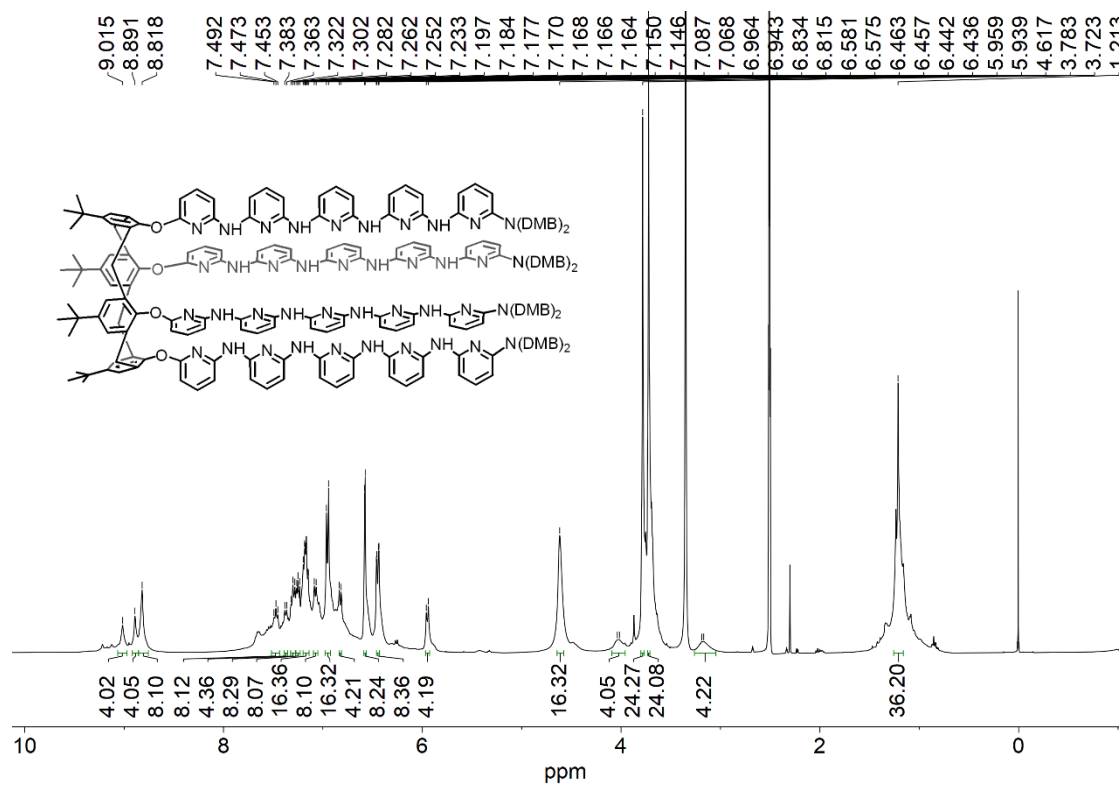


Figure S44. MALDI-TOF MS of **P**₃.

SUPPORTING INFORMATION

Figure S45. ¹H NMR spectrum of L₄ in DMSO-d₆.Figure S46. ¹³C NMR spectrum of L₄ in DMSO-d₆.

SUPPORTING INFORMATION

Figure S47. MALDI-TOF MS of L₄.Figure S48. ¹H NMR spectrum of D₄ in DMSO-*d*₆.

SUPPORTING INFORMATION

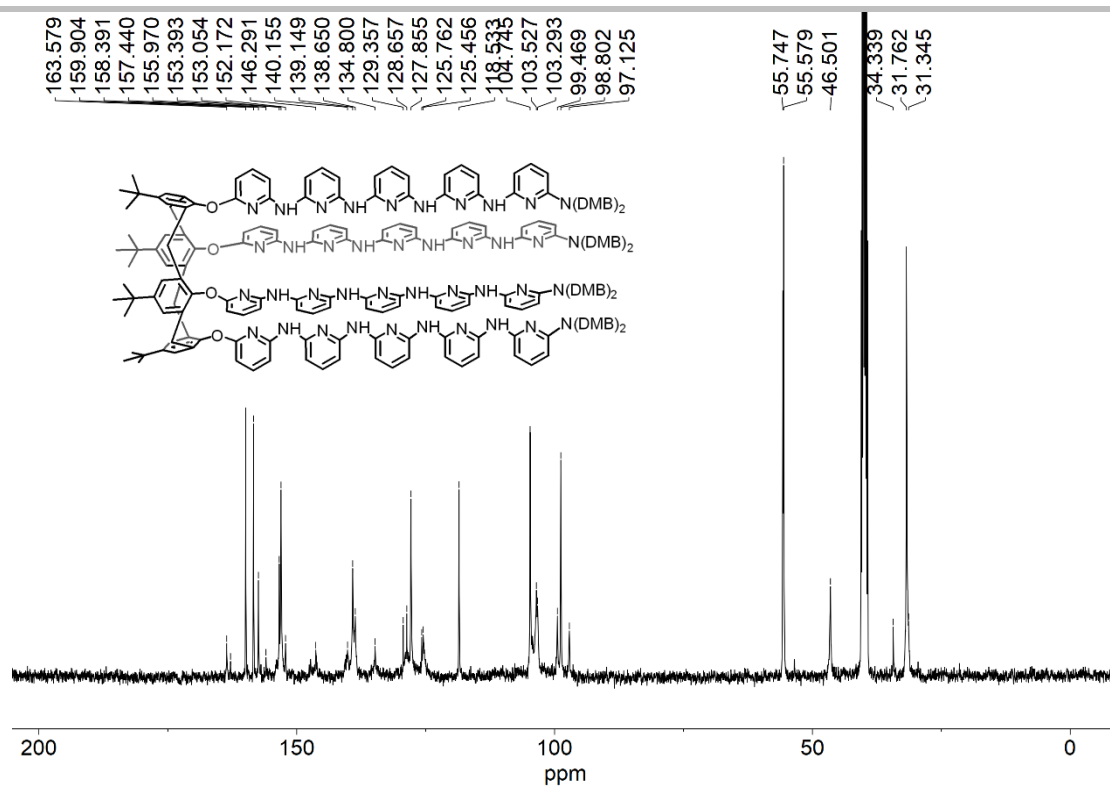


Figure S49. ¹³C NMR spectrum of **D**₄ in DMSO-*d*₆.

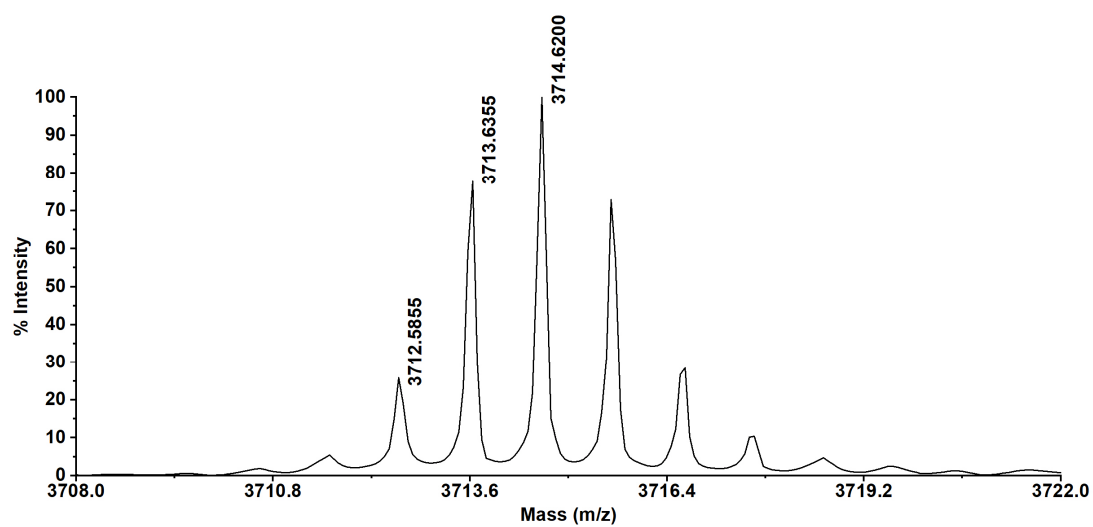


Figure S50. MALDI-TOF MS of **D**₄.

SUPPORTING INFORMATION

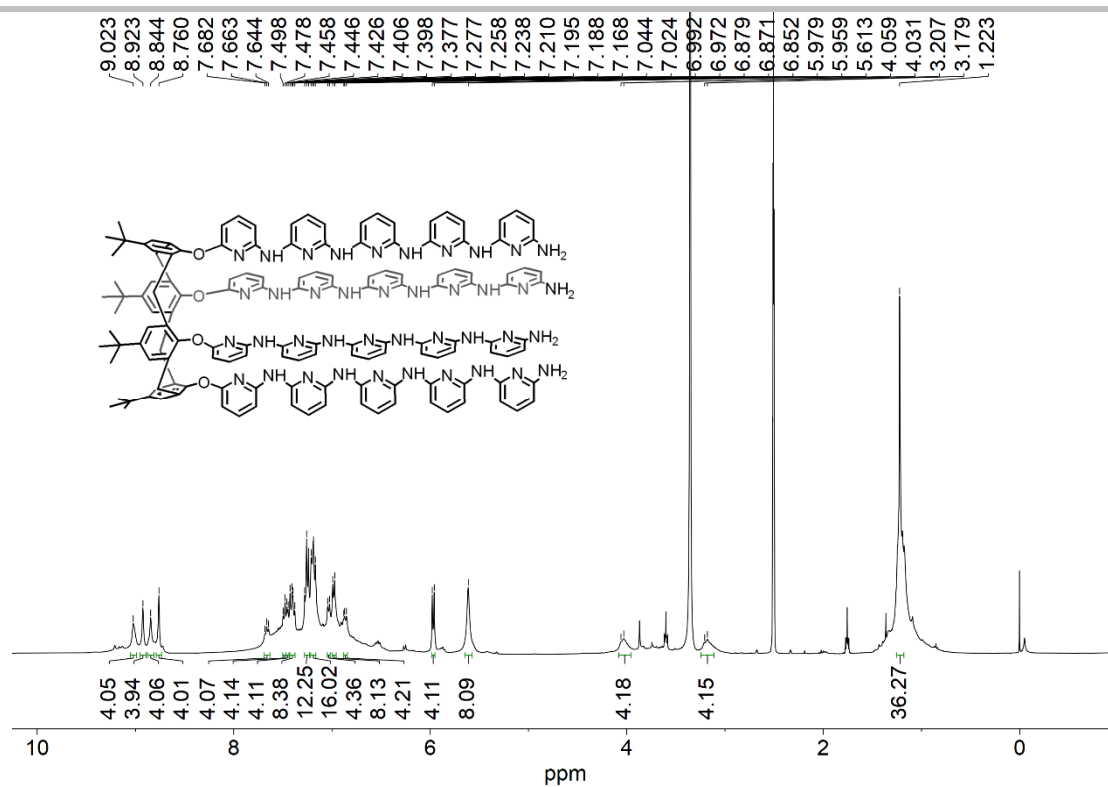


Figure S51. ^1H NMR spectrum of P_4 in $\text{DMSO-}d_6$.

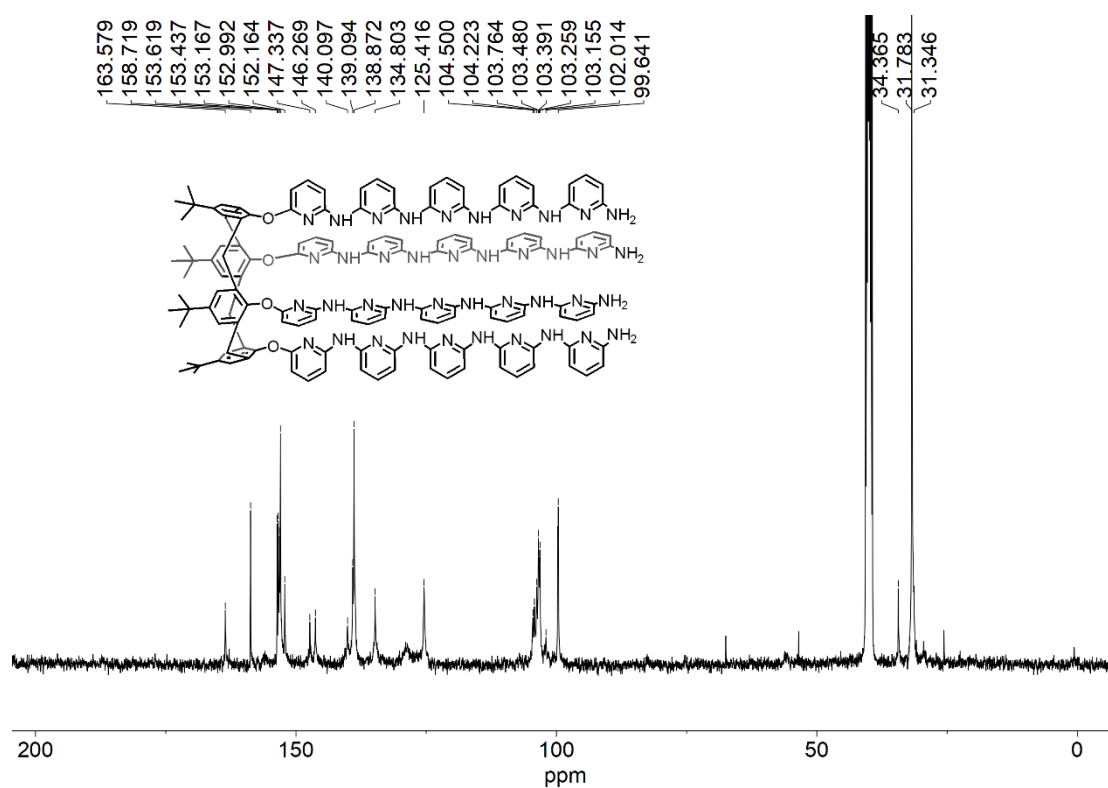
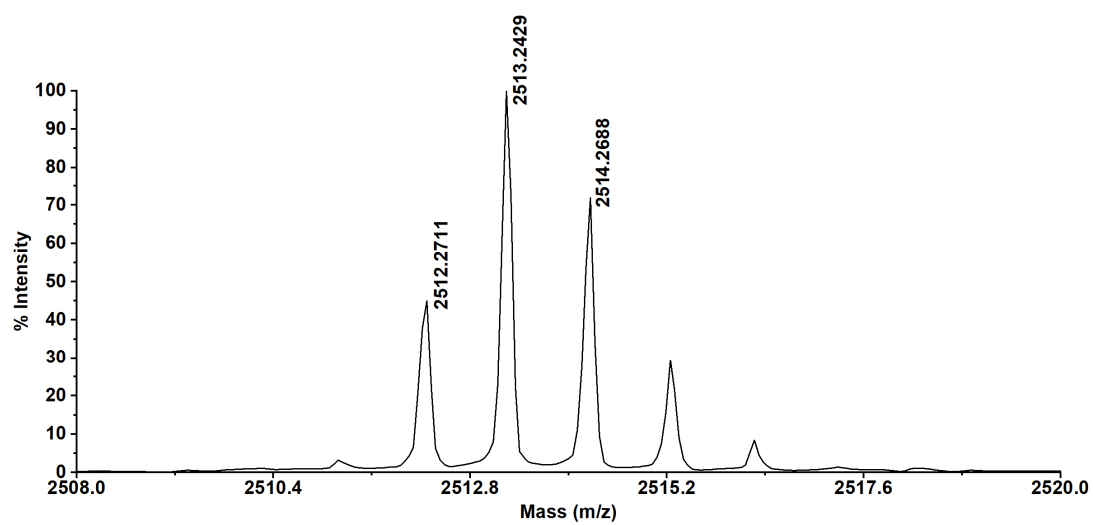
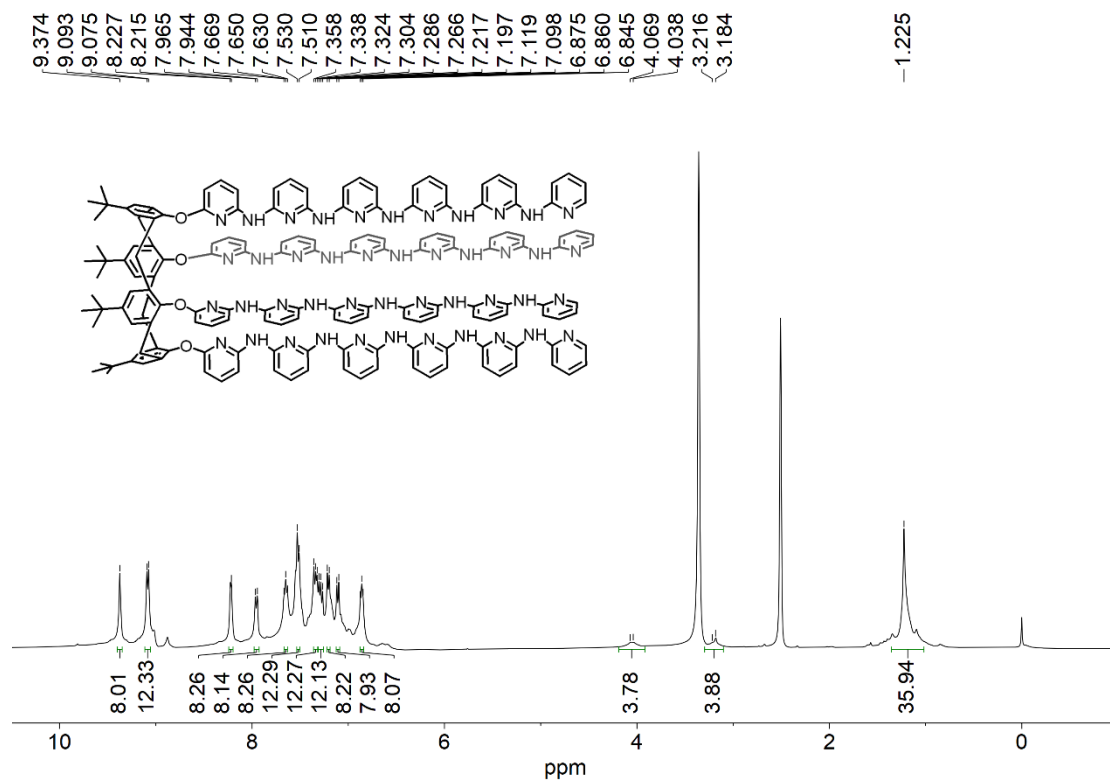


Figure S52. ^{13}C NMR spectrum of P_4 in $\text{DMSO-}d_6$.

SUPPORTING INFORMATION

Figure S53. MALDI-TOF MS of P₄.Figure S54. ¹H NMR spectrum of L₅ in DMSO-*d*₆.

SUPPORTING INFORMATION

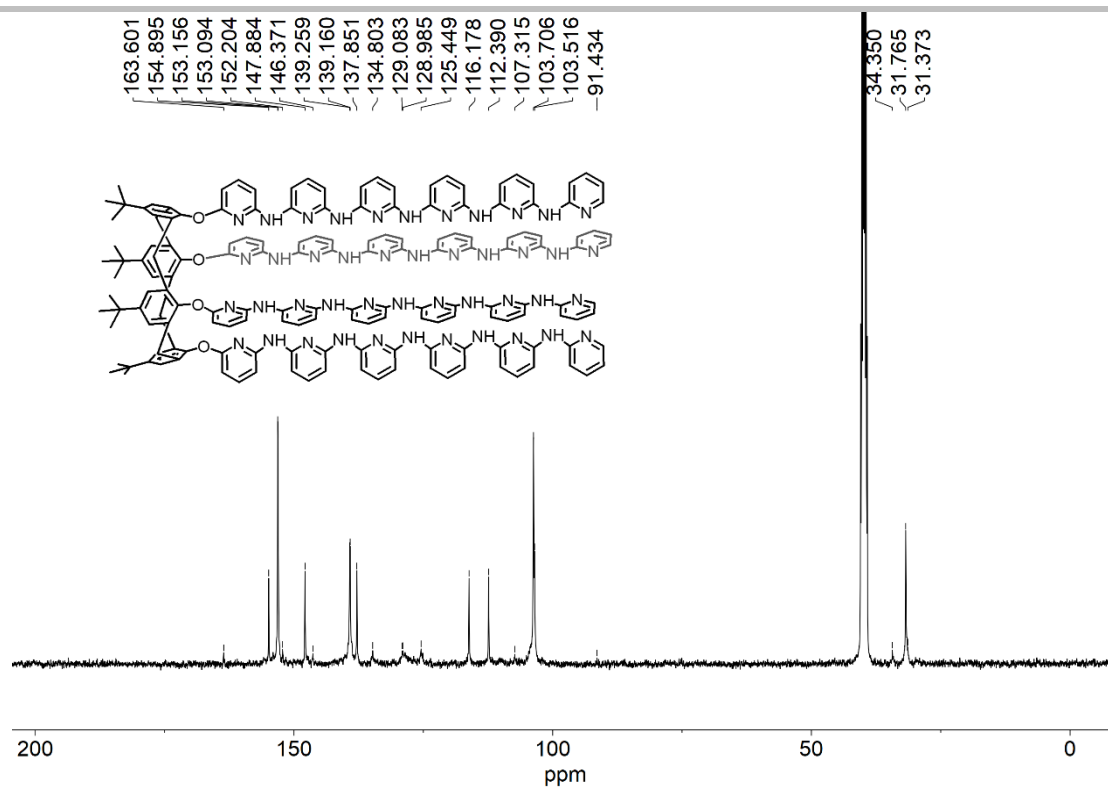


Figure S55. ¹³C NMR spectrum of L₅ in DMSO-*d*₆.

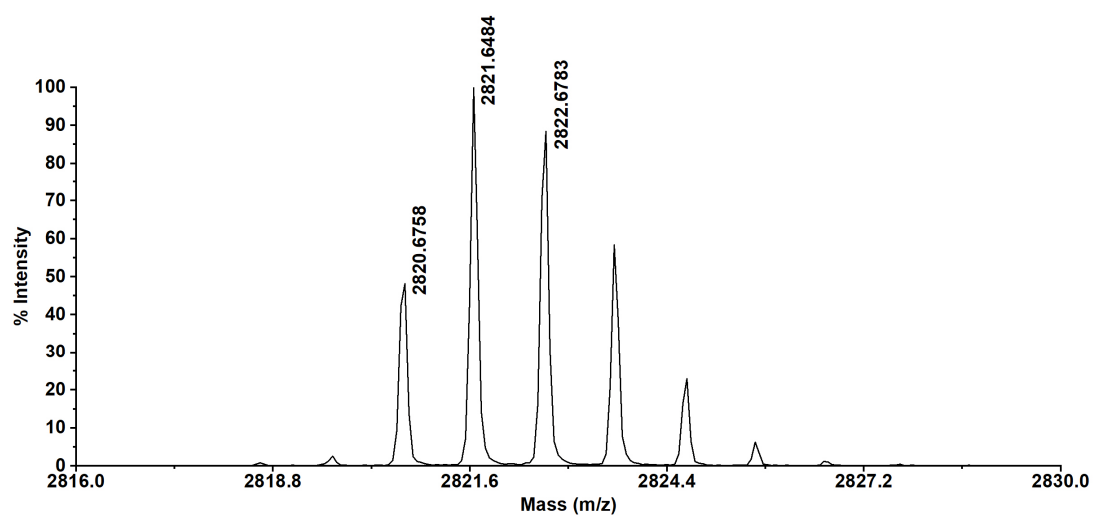


Figure S56. MALDI-TOF MS of L₅.

SUPPORTING INFORMATION

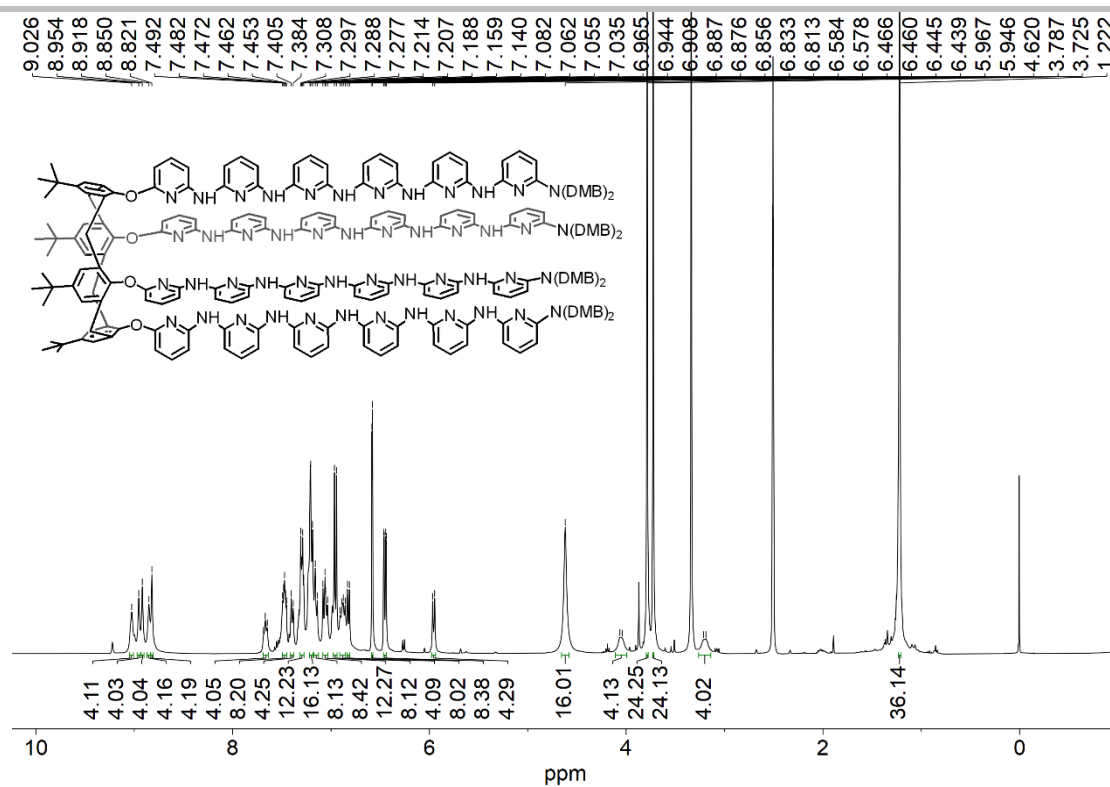


Figure S57. ^1H NMR spectrum of D_5 in $\text{DMSO}-d_6$.

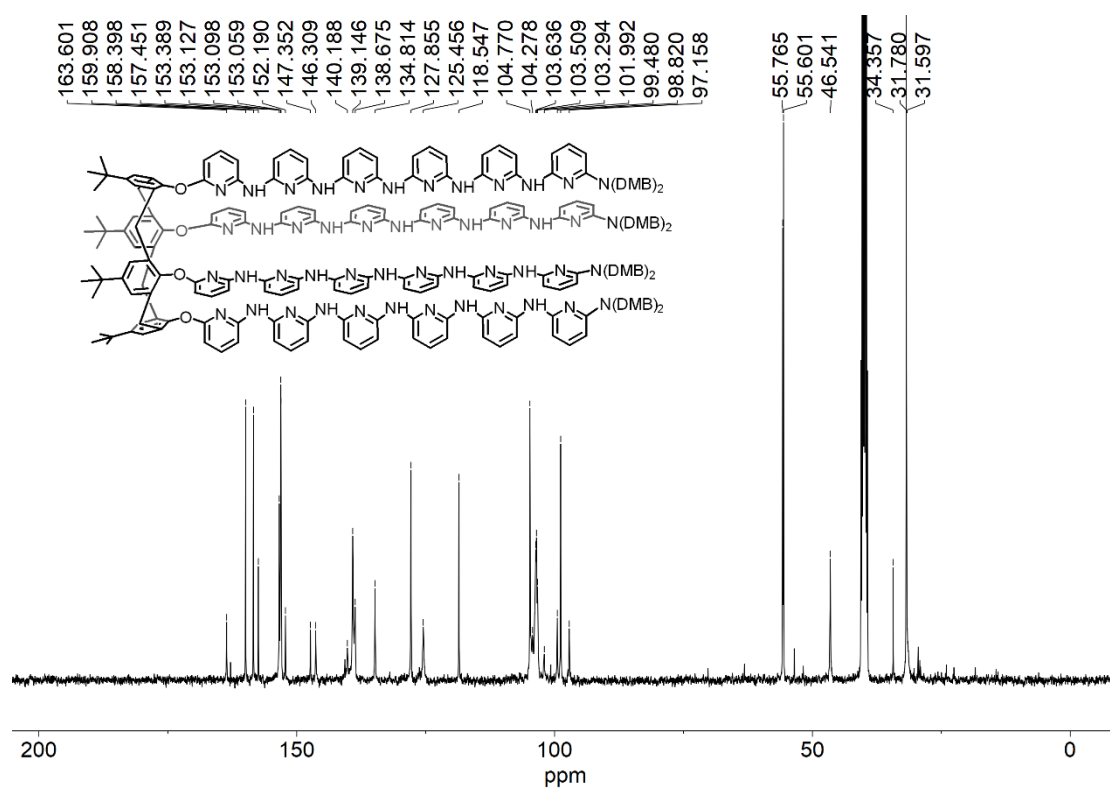
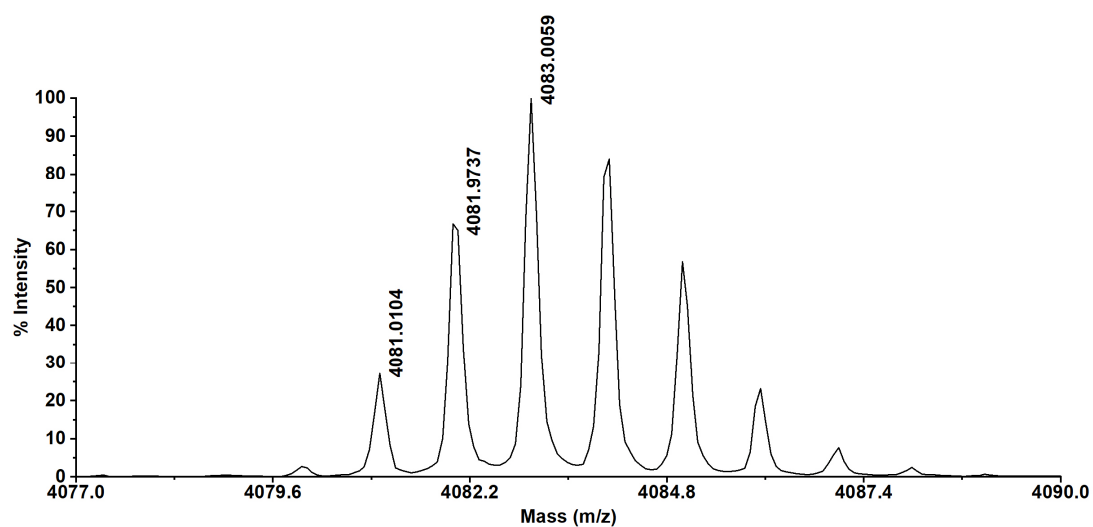
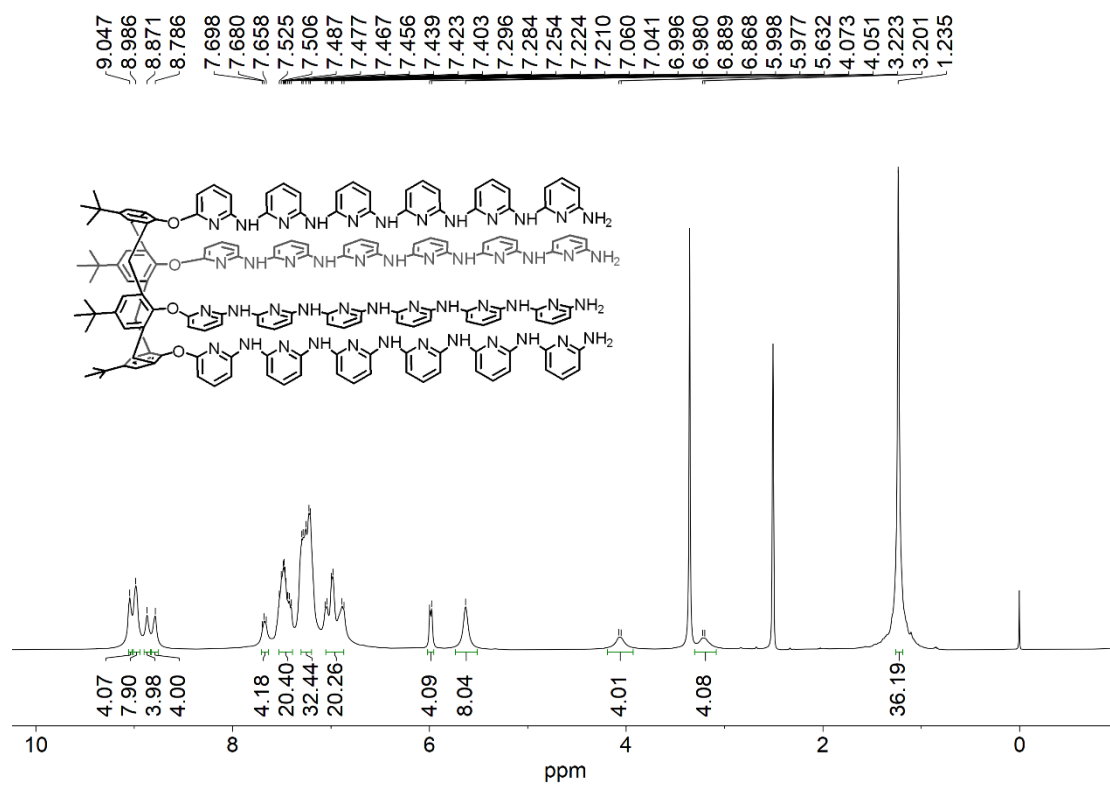


Figure S58. ^{13}C NMR spectrum of Compound D_5 in $\text{DMSO}-d_6$.

SUPPORTING INFORMATION

Figure S59. MALDI-TOF MS of Compound **D**₅.Figure S60. ¹H NMR spectrum of **P**₅ in DMSO-*d*₆.

SUPPORTING INFORMATION

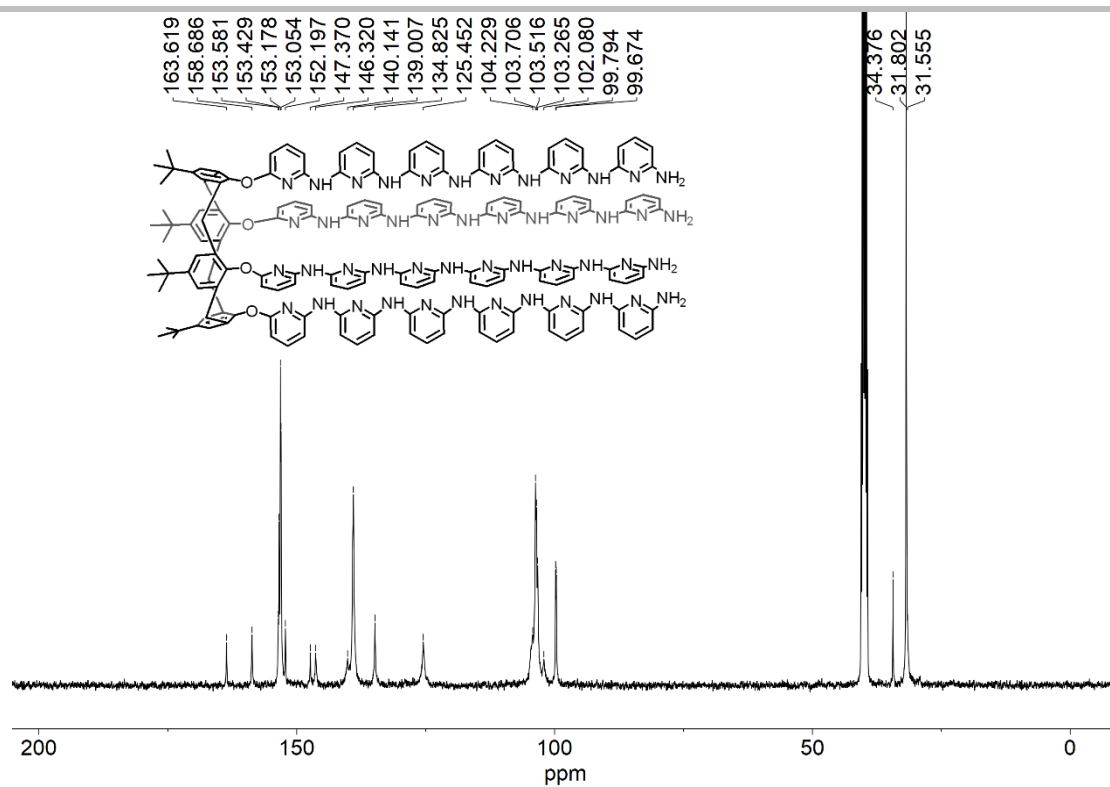


Figure S61. ^{13}C NMR spectrum of P_5 in $\text{DMSO-}d_6$.

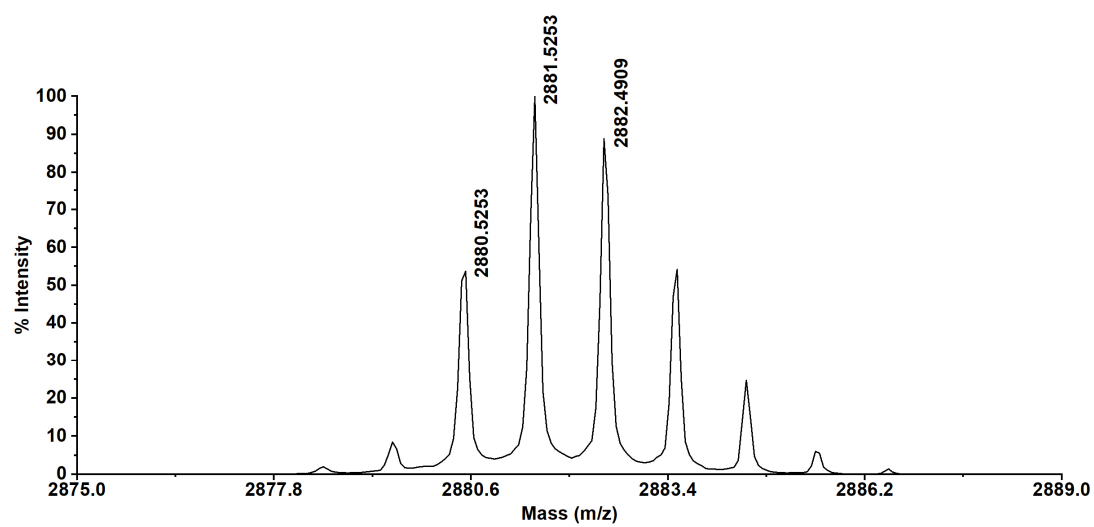


Figure S62. MALDI-TOF MS of P_5 .

SUPPORTING INFORMATION

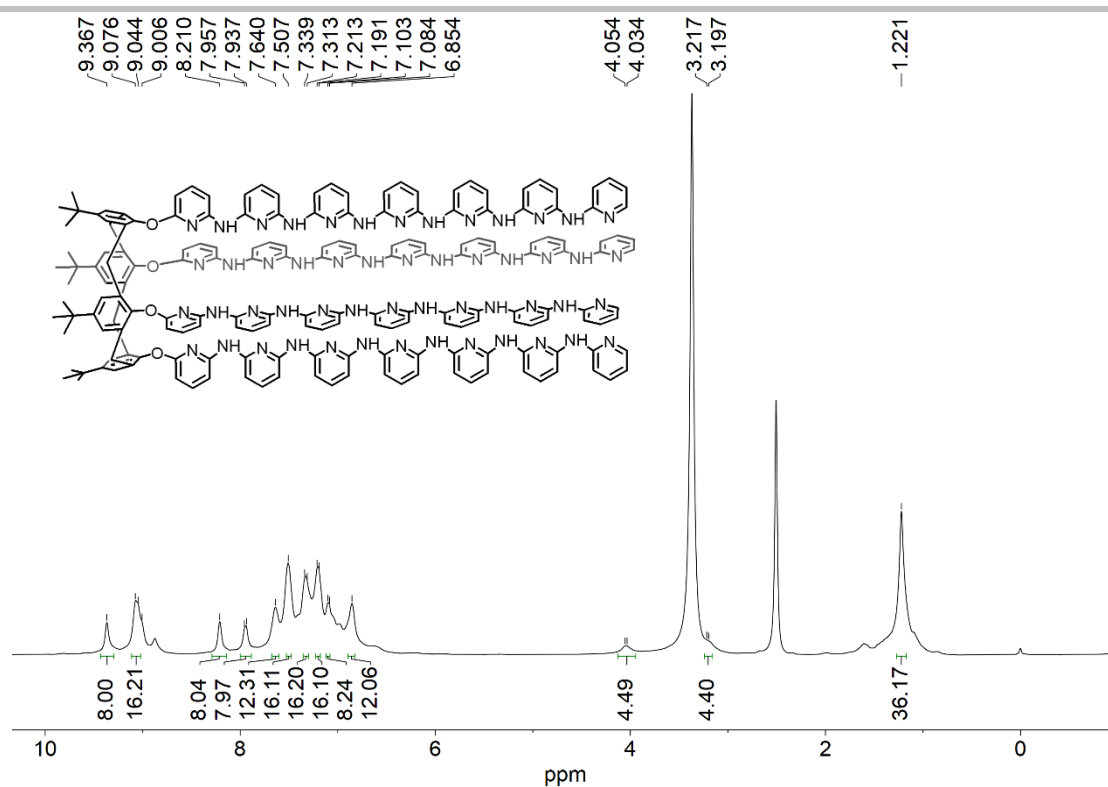


Figure S63. ¹H NMR spectrum of **L₆** in DMSO-*d*₆.

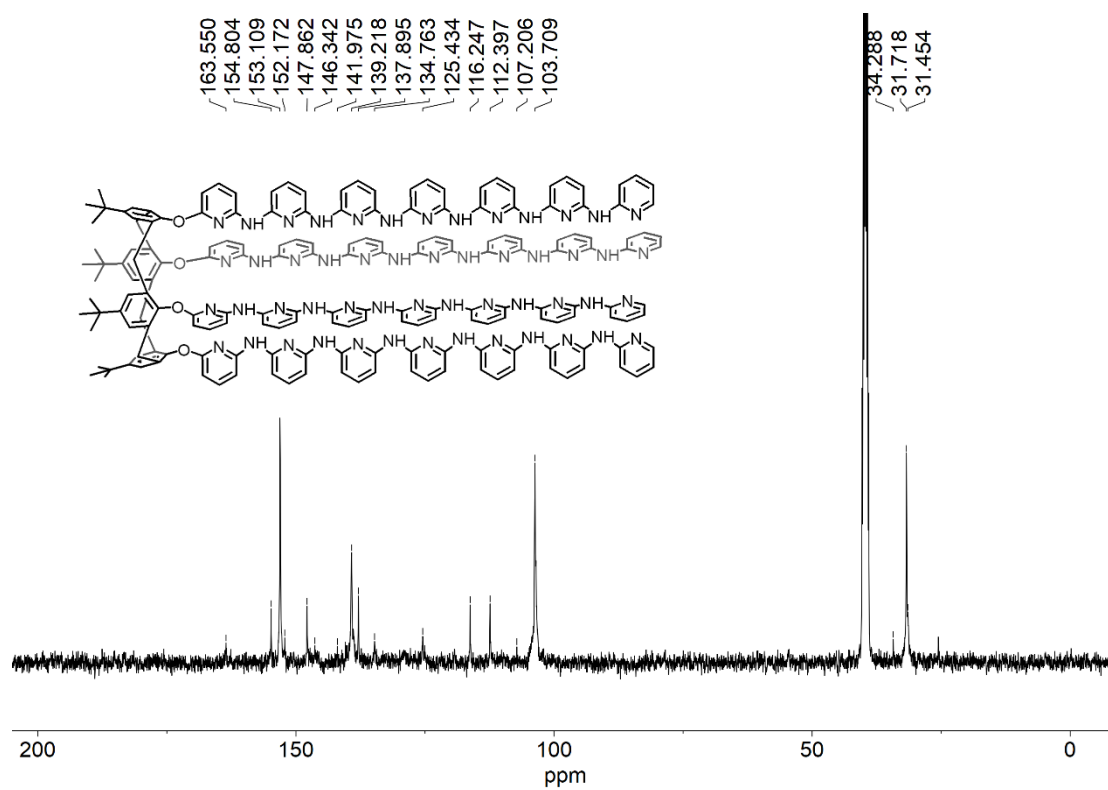
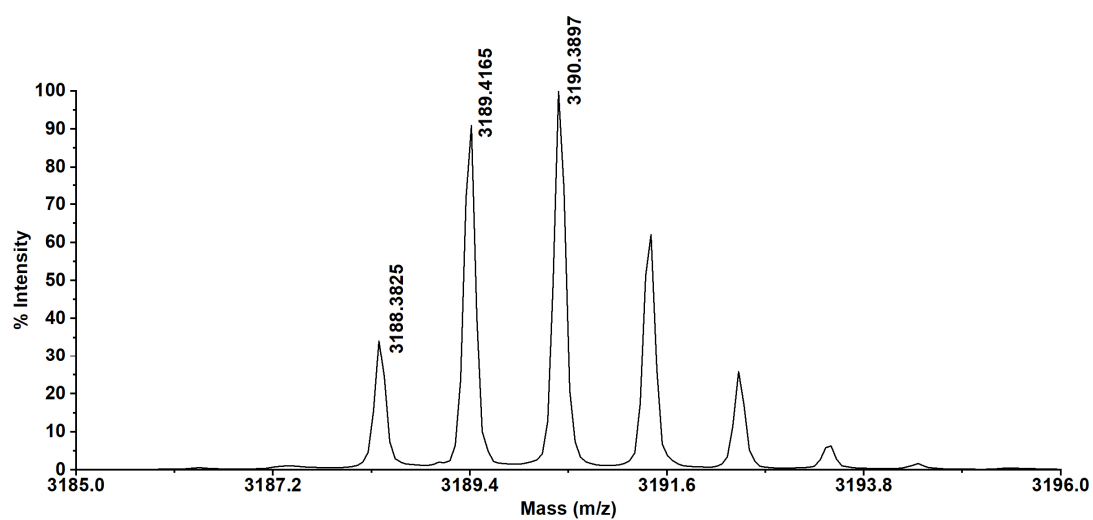
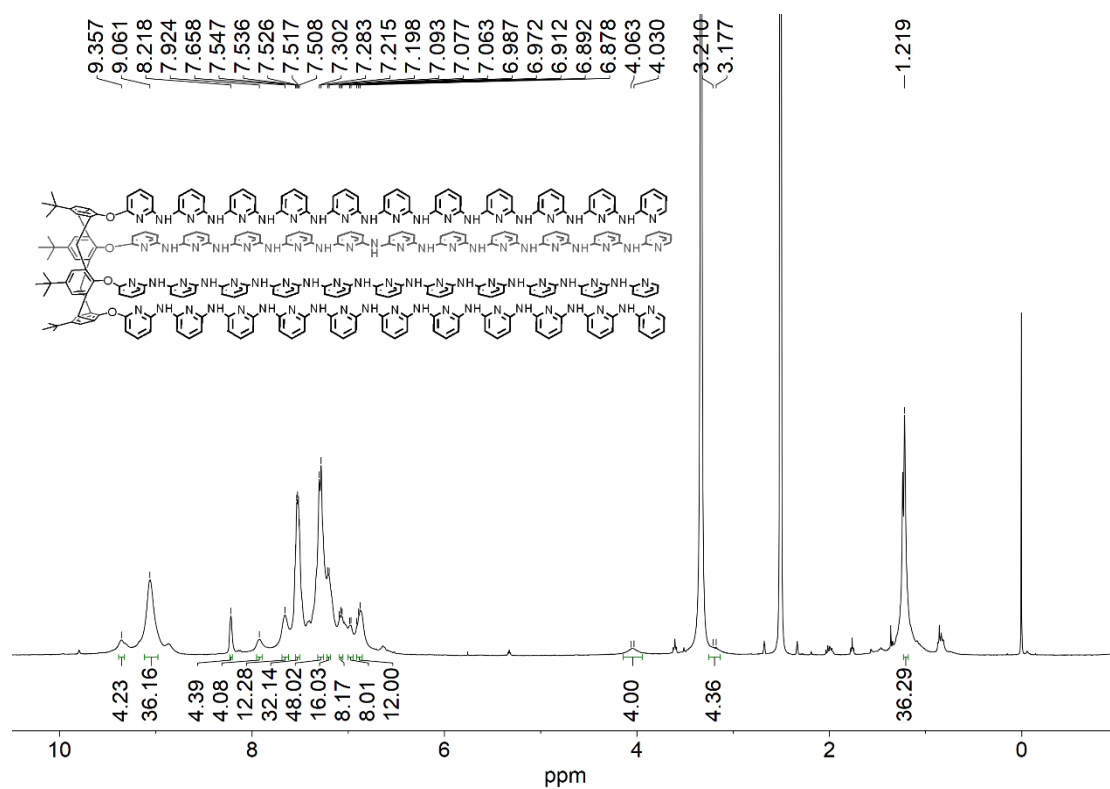
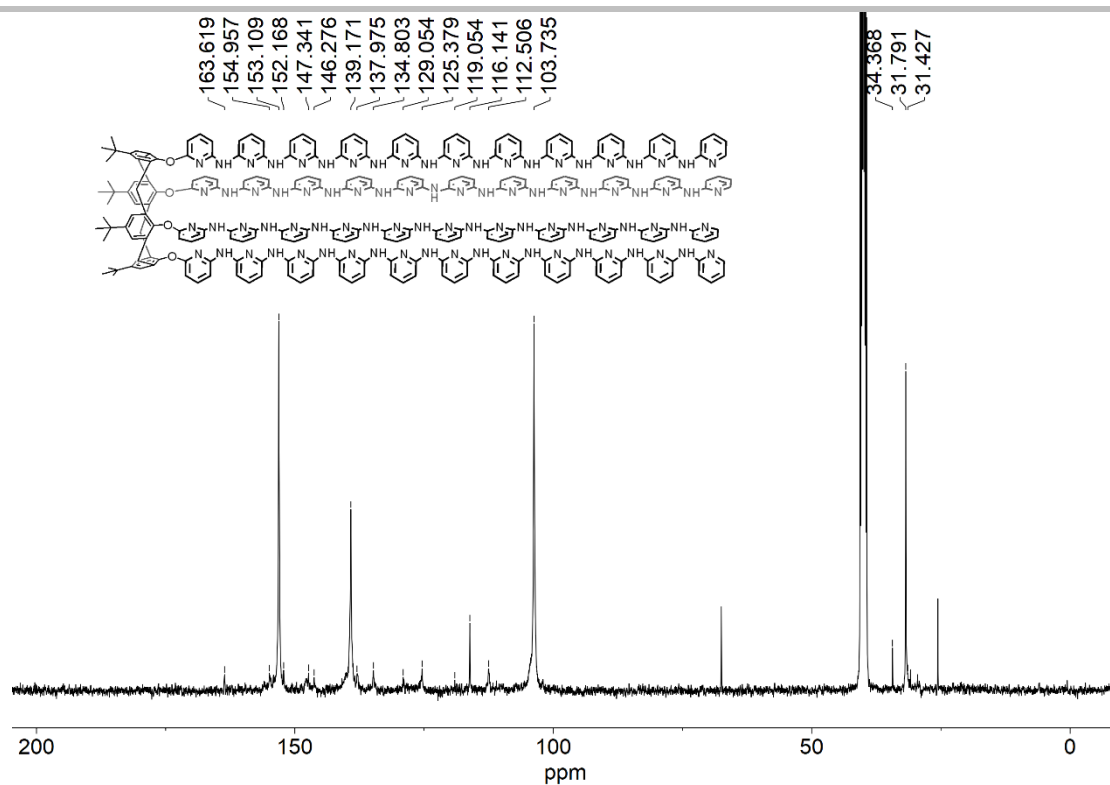
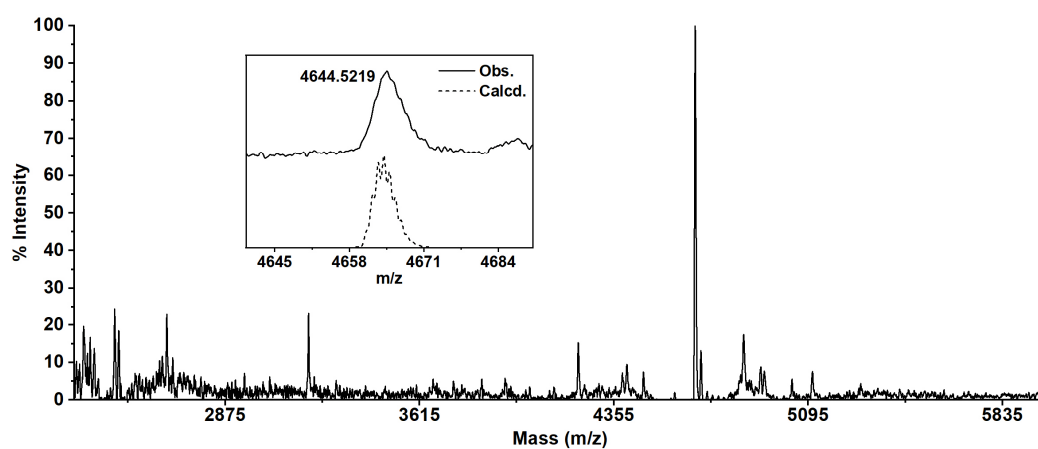


Figure S64. ¹³C NMR spectrum of **L₆** in DMSO-*d*₆.

SUPPORTING INFORMATION

Figure S65. MALDI-TOF MS of L_6 .Figure S66. ^1H NMR spectrum of L_{10} in $\text{DMSO-}d_6$.

SUPPORTING INFORMATION

**Figure S67.** ¹³C NMR spectrum of **L**₁₀ in DMSO-*d*₆.**Figure S68.** MALDI-TOF MS of **L**₁₀.

SUPPORTING INFORMATION

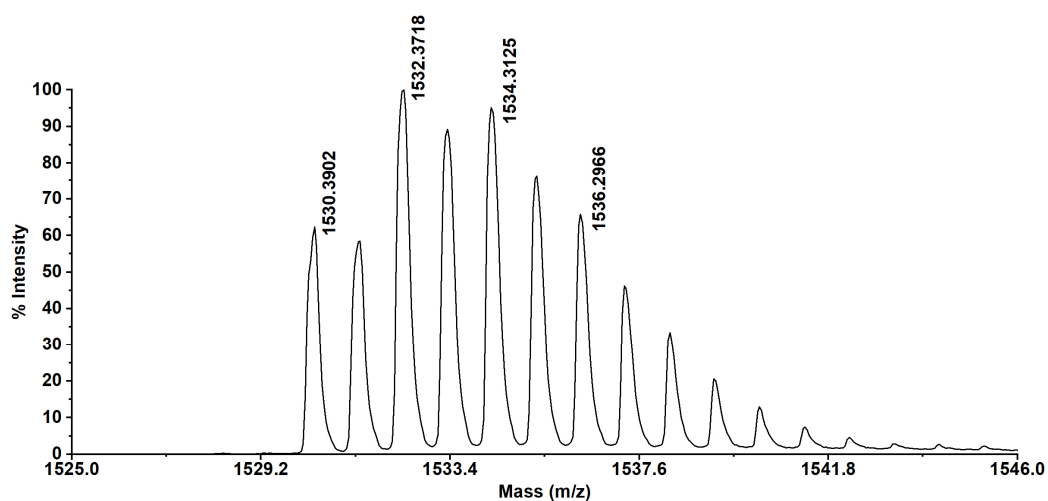


Figure S69. MALDI-TOF MS of NBP with 3 nickel atoms.

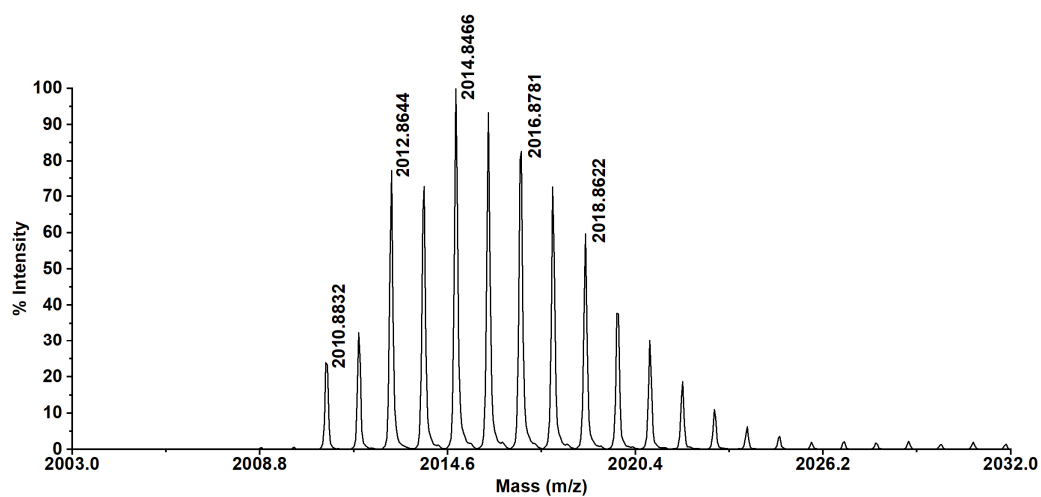


Figure S70. MALDI-TOF MS of NBP with 5 nickel atoms.

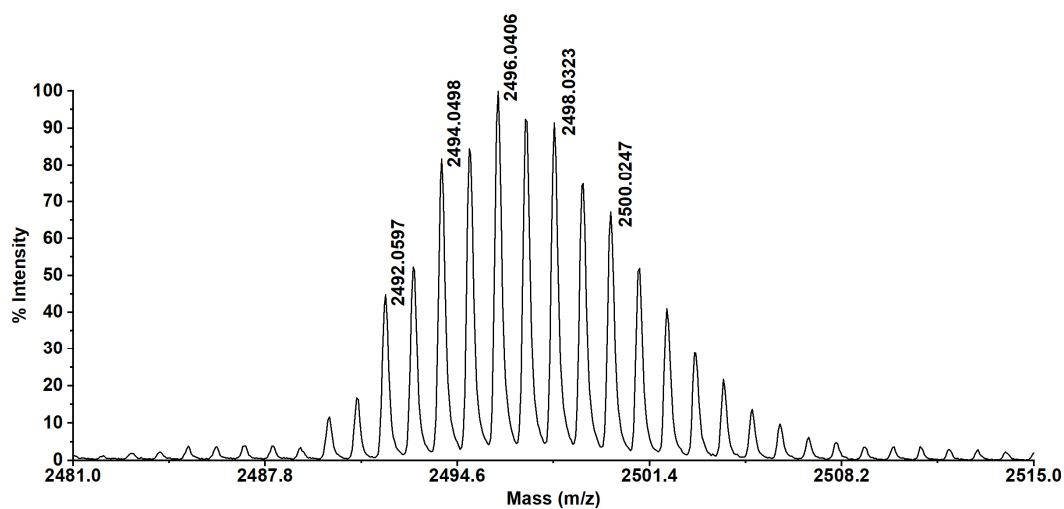


Figure S71. MALDI-TOF MS of NBP with 7 nickel atoms.

SUPPORTING INFORMATION

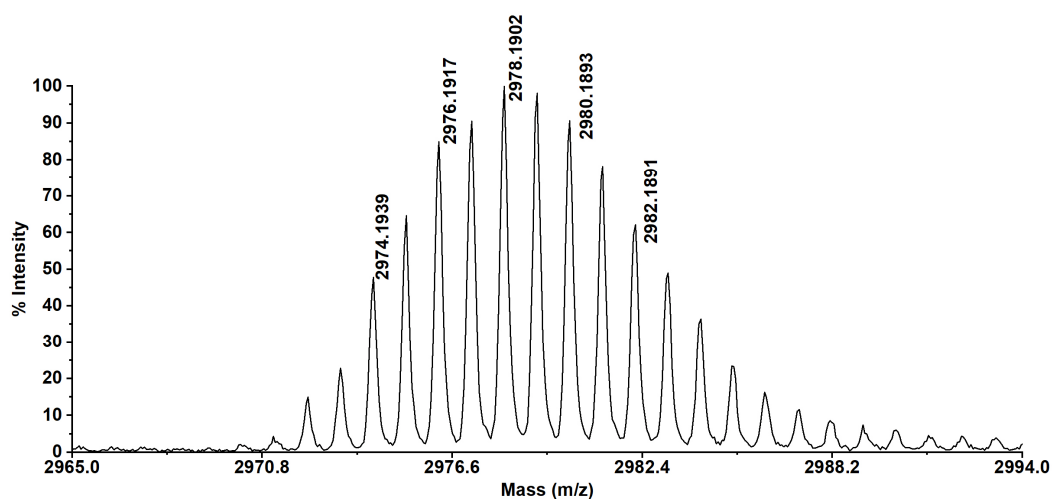


Figure S72. MALDI-TOF MS of NBP with 9 nickel atoms.

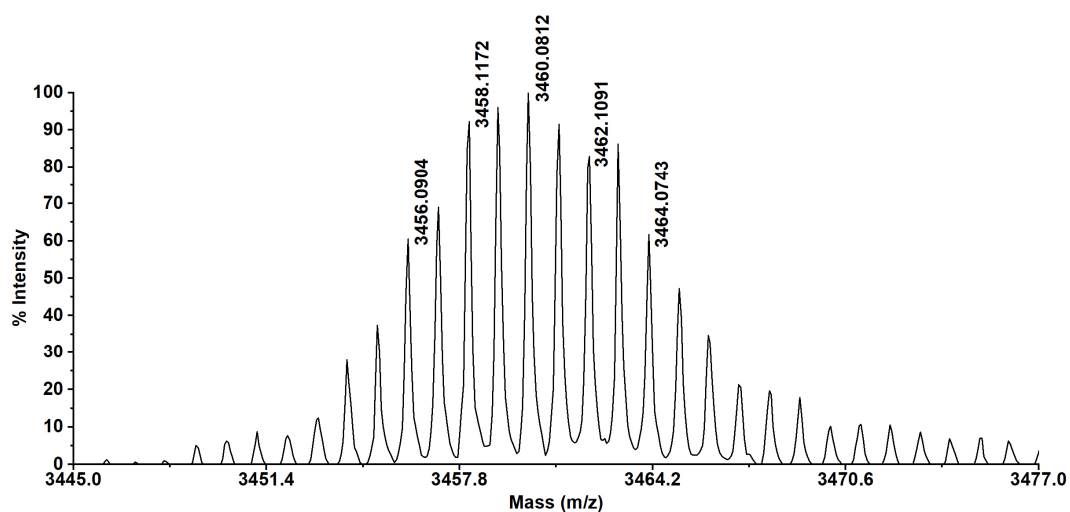


Figure S73. MALDI-TOF MS of NBP with 11 nickel atoms.

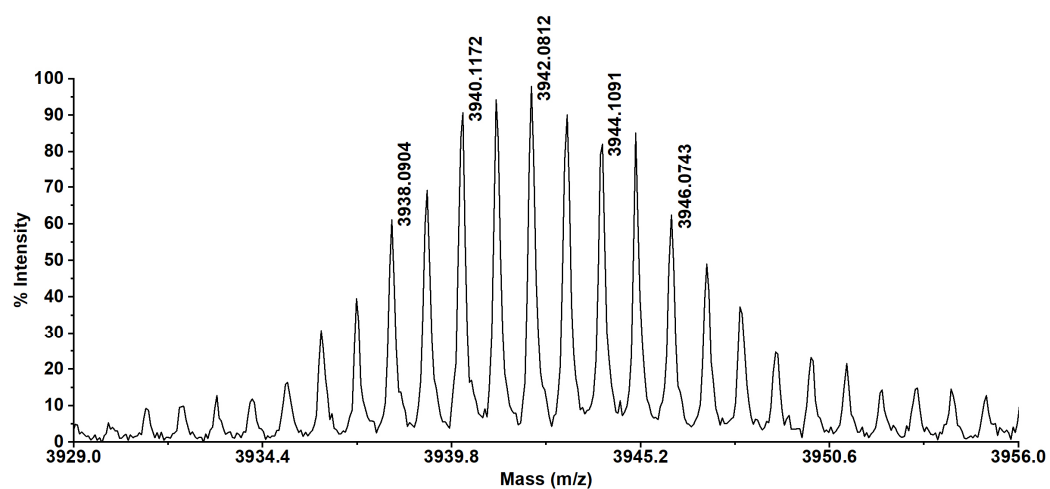


Figure S74. MALDI-TOF MS of NBP with 13 nickel atoms.

SUPPORTING INFORMATION

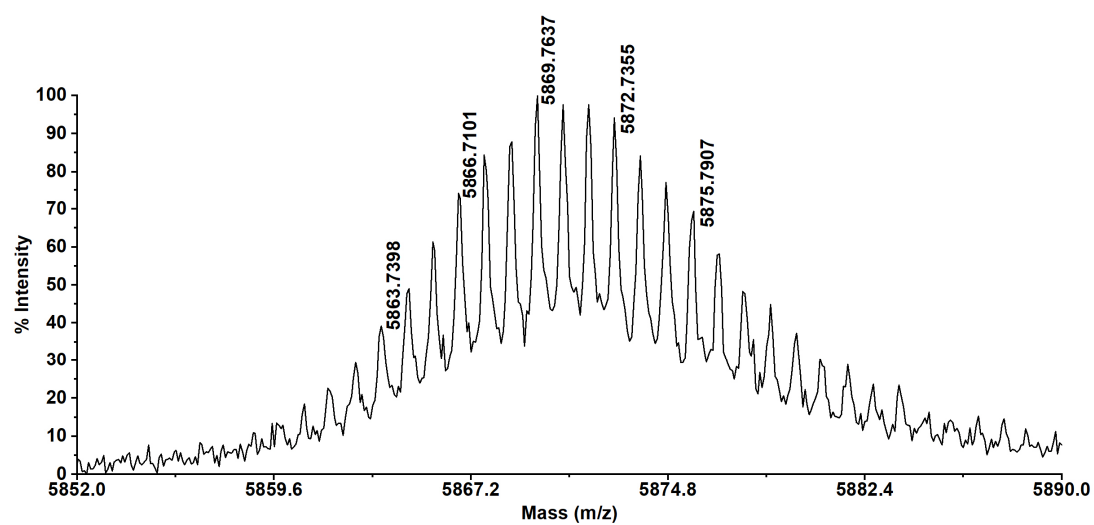


Figure S75. MALDI-TOF MS of NBP with 21 nickel atoms.

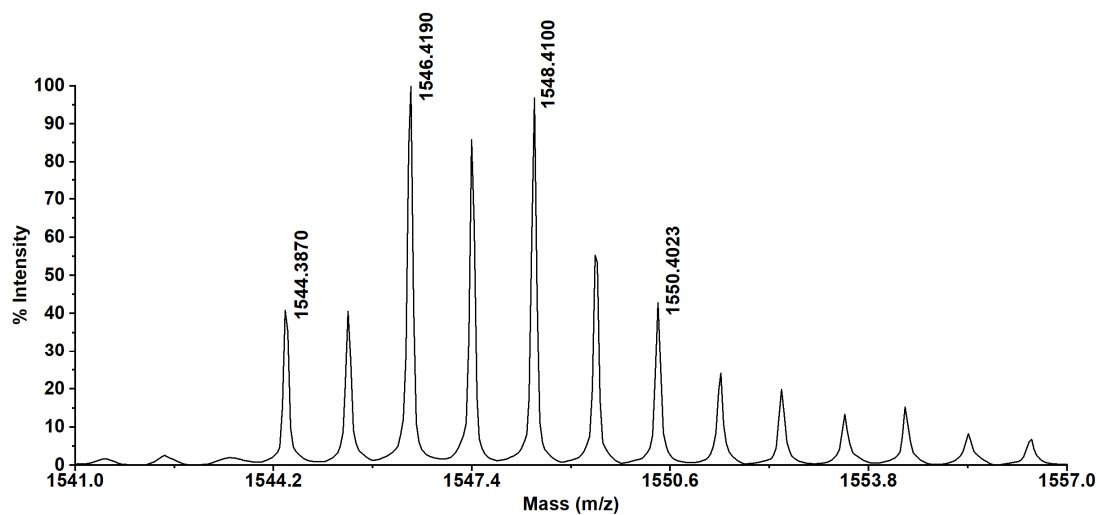


Figure S76. MALDI-TOF MS of copper-backed polymer with 3 metal atoms.

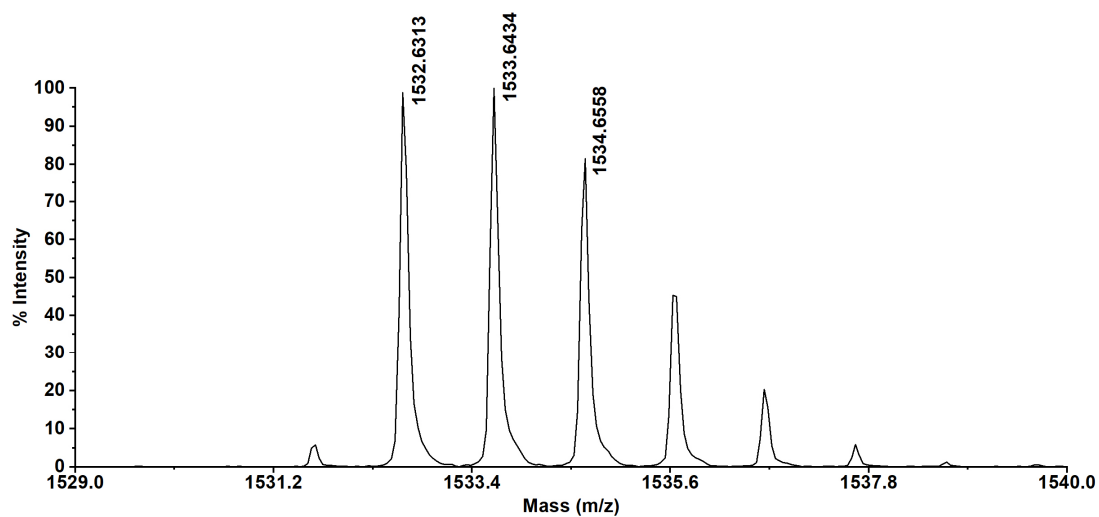


Figure S77. MALDI-TOF MS of cobalt-backed polymer with 3 metal atoms.

SUPPORTING INFORMATION

Cartesian Coordinates of the Optimized Structures for NBPs

Standard orientation:

Atomic	X	Y	Z
NBP with 3 nickel atoms			
C	0.01895631	-1.41859122	-3.85467824
C	0.06675645	-0.95976425	-2.54388847
N	-0.98568062	-0.40417016	-1.91670909
C	-2.17298812	-0.23629990	-2.58612404
C	-2.27934474	-0.67802438	-3.92426827
C	-1.19110920	-1.27009100	-4.53725283
C	0.01895373	1.41858776	3.85467699
C	0.06675407	0.95976272	2.54388675
N	-0.98568326	0.40416997	1.91670622
C	-2.17299029	0.23629762	2.58612096
C	-2.27934679	0.67801918	3.92426653
C	-1.19111169	1.27008551	4.53725170
C	0.02230307	-3.85726542	1.40864664
C	0.06909204	-2.54558010	0.95205354
N	-0.98518575	-1.91688883	0.40178941
C	-2.17254838	-2.58626512	0.23457997
C	-2.27813374	-3.92504296	0.67464750
C	-1.18848937	-4.53919125	1.26274523
C	0.02230281	3.85726733	-1.40864441
C	0.06909087	2.54558083	-0.95205435
N	-0.98518650	1.91688976	-0.40178991
C	-2.17254904	2.58626621	-0.23457884
C	-2.27813292	3.92504565	-0.67464175
C	-1.18848839	4.53919422	-1.26273916
C	3.03437130	-2.49050283	-2.04306496
C	2.40642243	-1.28274818	-2.36154171
C	4.28265705	-2.74963971	-2.60878489
C	2.43085304	-3.45479898	-1.03930648
C	3.00444938	-0.33748757	-3.19937731
O	1.17048025	-1.01613223	-1.76291558
C	4.91777736	-1.84691602	-3.47065745
C	3.01353733	-3.20664282	0.34295156
C	4.25232258	-0.65122929	-3.74980434
C	2.41121748	1.03959901	-3.45006882
C	6.30068130	-2.18087649	-4.04366434
C	2.40637012	-2.36463801	1.28479830
C	4.25154890	-3.75731889	0.67375617
C	3.02085349	2.04763484	-2.49488485
C	6.84249668	-1.05931756	-4.94497956
C	6.21055363	-3.47743881	-4.87681011
C	7.29085068	-2.38477997	-2.87561471

SUPPORTING INFORMATION

C	3.02085257	-2.04763557	2.49488449
O	1.17369100	-1.76558632	1.00446948
C	2.40636864	2.36463760	-1.28479986
C	4.26966504	2.61528542	-2.77222786
C	4.26966354	-2.61528637	2.77222966
C	2.41121503	-1.03959957	3.45006726
C	3.01353434	3.20664232	-0.34295204
O	1.17368877	1.76558597	-1.00447470
C	4.90825654	3.47760428	-1.88009496
C	3.00444672	0.33748717	3.19937618
C	4.25154650	3.75731826	-0.67375474
C	2.43084917	3.45479844	1.03930569
C	6.28278749	4.09679831	-2.16160735
C	2.40641975	1.28274771	2.36154045
C	4.25231916	0.65122965	3.74980435
C	3.03436772	2.49050297	2.04306460
C	6.15298497	5.63498976	-2.18906100
C	6.86408436	3.63159296	-3.50676047
C	7.26206656	3.68120041	-1.04152186
O	1.17047789	1.01613084	1.76291381
C	4.91777297	1.84691727	3.47065871
C	4.28265270	2.74964077	2.60878595
C	6.30067622	2.18087857	4.04366691
C	6.84249096	1.05932031	4.94498330
C	6.21054749	3.47744128	4.87681191
C	7.29084655	2.38478165	2.87561803
N	-3.20287786	0.28734518	-1.87270238
N	-3.20325293	-1.87267064	-0.28718363
N	-3.20325327	1.87267006	0.28718203
N	-3.20288073	-0.28734442	1.87269876
C	4.90825668	-3.47760500	1.88009763
C	6.28278754	-4.09679834	2.16161202
C	7.26206814	-3.68119894	1.04152841
C	6.15298608	-5.63498992	2.18906443
C	6.86408187	-3.63159350	3.50676642
C	-4.17267546	1.73851502	-3.59500373
C	-4.26384014	0.96738005	-2.41664257
N	-5.42858534	0.96127506	-1.70804031
C	-6.45672631	2.43110700	-3.29827644
C	-5.26815789	2.46159102	-4.03438161
C	-4.17268424	-1.73851216	3.59499820
C	-4.26384600	-0.96737638	2.41663750
N	-5.42859312	-0.96126355	1.70803851
C	-6.45674324	-2.43108162	3.29828131
C	-5.26817205	-2.46157702	4.03438135
C	-4.17267124	-3.59414085	-1.73971765
C	-4.26405040	-2.41635598	-0.96769984
N	-5.42885607	-1.70787668	-0.96131580

SUPPORTING INFORMATION

C	-6.45674832	-3.29731202	-2.43218392
C	-5.26804350	-4.03317495	-2.46315520
C	-4.17267428	3.59413554	1.73972176
C	-4.26405063	2.41635199	0.96770094
N	-5.42885173	1.70786676	0.96132123
C	-6.45674493	3.29728829	2.43220243
C	-5.26804479	4.03315928	2.46316802
Ni	-0.83647979	-0.00000045	-0.00000124
Ni	-3.21659942	-0.00000154	-0.00000266
C	-6.48861860	1.67788008	-2.13660728
C	-6.48863141	-1.67785811	2.13660951
C	-6.48881191	-2.13612575	-1.67823415
C	-6.48880614	2.13610571	1.67824682
Ni	-5.60494160	-0.00000199	-0.00000853
Cl	-8.34935244	0.00000655	-0.00001254
H	0.89267782	-1.86059837	-4.31167743
H	-3.22970096	-0.58821193	-4.43246091
H	-1.28038404	-1.63683441	-5.55509770
H	0.89267511	1.86059437	4.31167694
H	-3.22970284	0.58820499	4.43245910
H	-1.28038634	1.63682715	5.55509723
H	0.89690132	-4.31536573	1.84769416
H	-3.22879745	-4.43291420	0.58627945
H	-1.27690878	-5.55763400	1.62803266
H	0.89690079	4.31536736	-1.84769287
H	-3.22879607	4.43291767	-0.58627230
H	-1.27690699	5.55763818	-1.62802351
H	4.77012301	-3.68680515	-2.36149909
H	1.34556469	-3.36533041	-1.03609458
H	2.67025949	-4.47878529	-1.34042663
H	4.71012018	0.07947605	-4.40459047
H	2.63932517	1.33728340	-4.47770455
H	1.32712572	1.03209738	-3.34936234
H	4.72187961	-4.41698411	-0.04794201
H	6.95588799	-0.11789153	-4.39706587
H	7.82840977	-1.33907890	-5.32680868
H	6.19307813	-0.88096550	-5.80788372
H	7.19310915	-3.73568032	-5.28467928
H	5.51519864	-3.35611478	-5.71321682
H	5.86700139	-4.32327398	-4.27440285
H	8.28966464	-2.61433324	-3.26053639
H	7.35891647	-1.48230476	-2.26007298
H	6.98680305	-3.20957937	-2.22546572
H	4.74121977	2.36459584	-3.71400112
H	4.74121668	-2.36459693	3.71400376
H	1.32712336	-1.03209824	3.34935959
H	2.63932157	-1.33728367	4.47770332
H	4.72187596	4.41698353	0.04794419

SUPPORTING INFORMATION

H	2.67025474	4.47878505	1.34042555
H	1.34556088	3.36532922	1.03609366
H	4.71011686	-0.07947552	4.40459060
H	7.12812777	6.09546822	-2.37767732
H	5.46631504	5.95430135	-2.97921003
H	5.77722504	6.02606064	-1.23910559
H	7.84496551	4.08992194	-3.66127244
H	6.22782370	3.92361212	-4.34815724
H	6.99859116	2.54509434	-3.53558373
H	8.25540353	4.10007742	-1.23176220
H	6.93345759	4.03861510	-0.06179160
H	7.35318733	2.59192315	-0.98649773
H	4.77011807	3.68680675	2.36150104
H	7.82840337	1.33908245	5.32681376
H	6.19307126	0.88096812	5.80788658
H	6.95588375	0.11789416	4.39707014
H	7.19310259	3.73568306	5.28468193
H	5.86699583	4.32327620	4.27440398
H	5.51519165	3.35611761	5.71321804
H	8.28966009	2.61433544	3.26054042
H	6.98679913	3.20958056	2.22546833
H	7.35891308	1.48230611	2.26007688
H	7.35318844	-2.59192156	0.98650543
H	8.25540501	-4.10007558	1.23176994
H	6.93346087	-4.03861288	0.06179730
H	5.77722816	-6.02606048	1.23910813
H	7.12812894	-6.09546774	2.37768213
H	5.46631504	-5.95430251	2.97921208
H	6.22782021	-3.92361403	4.34816197
H	6.99858746	-2.54509476	3.53559080
H	7.84496323	-4.08992160	3.66127951
H	-3.22951345	1.77876405	-4.12471599
H	-7.33756258	2.97987877	-3.60849894
H	-5.19182914	3.06098434	-4.93657069
H	-3.22952037	-1.77876972	4.12470669
H	-7.33758380	-2.97984386	3.60850853
H	-5.19184536	-3.06097038	4.93657057
H	-3.22944234	-4.12368646	-1.78035344
H	-7.33752273	-3.60730526	-2.98118387
H	-5.19151574	-4.93490700	-3.06321128
H	-3.22944871	4.12368730	1.78035374
H	-7.33751765	3.60727381	2.98120943
H	-5.19151932	4.93488976	3.06322675
H	-7.37536049	1.58691227	-1.51608110
H	-7.37537341	-1.58688566	1.51608385
H	-7.37559582	-1.51570443	-1.58697559
H	-7.37558815	1.51568208	1.58698854

SUPPORTING INFORMATION

NBP with 5 nickel atoms

C	2.28802465	3.81875719	-1.53286505
C	2.33996009	2.52850468	-1.02221736
N	1.29226721	1.91860787	-0.43935971
C	0.10016138	2.58873889	-0.29368679
C	-0.01058153	3.90695910	-0.79427873
C	1.07297706	4.49916701	-1.41323964
C	2.30422582	-3.79963697	1.53078740
C	2.35044327	-2.50876624	1.02108644
N	1.29926394	-1.90208649	0.44132843
C	0.10954177	-2.57661301	0.29666573
C	0.00444674	-3.89554309	0.79662640
C	1.09129260	-4.48422564	1.41317125
C	2.29659551	-1.52939909	-3.80526443
C	2.34654270	-1.01637162	-2.51583955
N	1.29732375	-0.43365962	-1.90838512
C	0.10572003	-0.29094910	-2.58018353
C	-0.00274999	-0.79371419	-3.89768449
C	1.08231098	-1.41245730	-4.48740424
C	2.29142934	1.54536036	3.80992784
C	2.34105169	1.03522616	2.51946566
N	1.29353063	0.44952564	1.91213048
C	0.10326079	0.30131236	2.58491416
C	-0.00520071	0.80105690	3.90369676
C	1.07843093	1.42232802	4.49344639
C	5.29854305	1.99054157	-2.54575911
C	4.67816049	2.34135207	-1.34797480
C	6.55212410	2.54478178	-2.83000773
C	4.69036802	0.96016198	-3.47786850
C	5.28140133	3.20997955	-0.42805844
O	3.44693307	1.74862934	-1.05309900
C	7.18846546	3.42828051	-1.95728441
C	5.28279394	-0.41053884	-3.19419954
C	6.52261517	3.74800242	-0.76627594
C	4.69483605	3.49207793	0.94551439
C	8.57367904	4.02365138	-2.23724194
C	4.68587566	-1.33109171	-2.32850347
C	6.52727971	-0.74197473	-3.74174921
C	5.30380318	2.55460341	1.97091114
C	8.46802213	5.56269960	-2.29509828
C	9.16187463	3.52426656	-3.56697363
C	9.53488448	3.61404475	-1.09861895
C	5.31231240	-2.53151213	-1.98068583
O	3.45296366	-1.04485441	-1.73473703
C	4.67959011	1.35954617	2.32460520
C	6.56289678	2.83129506	2.51641448
C	6.55710329	-2.80949762	-2.54542994
C	4.71061664	-3.46597996	-0.94826644

SUPPORTING INFORMATION

C	5.28338745	0.43649998	3.18965271
O	3.44533402	1.06957363	1.73614262
C	7.20116011	1.95420572	3.39403900
C	5.29651641	-3.17822542	0.42491436
C	6.53036830	0.76739510	3.71862107
C	4.69210906	-0.93427282	3.47684415
C	8.59438432	2.22303290	3.97560385
C	4.68769299	-2.31369696	1.34521616
C	6.53787172	-3.71427981	0.76658363
C	5.30270217	-1.96465906	2.54628386
C	8.50807969	2.26813887	5.51620233
C	9.18336860	3.55381723	3.48023464
C	9.54450873	1.08330693	3.54357465
O	3.45481096	-1.72505335	1.04922069
C	7.19561597	-3.40110233	1.96408017
C	6.55415906	-2.52044627	2.83579528
C	8.57608923	-4.00225536	2.25543776
C	8.46495756	-5.54138910	2.30035592
C	9.15040752	-3.51519590	3.59571419
C	9.55166427	-3.58677724	1.13205280
N	-0.92124404	1.89158742	0.26737418
N	-0.91751590	0.26946268	-1.88510535
N	-0.91847798	-0.26117713	1.88953858
N	-0.91499199	-1.88305443	-0.26304794
C	7.19053899	-1.93192104	-3.43407943
C	8.56906366	-2.28579466	-4.00578228
C	9.56439569	-2.46842142	-2.83867396
C	8.46829620	-3.60043957	-4.80881747
C	9.11208165	-1.18777743	-4.93492226
C	-1.99810761	3.70639912	1.52881738
C	-2.02192685	2.46927090	0.86735138
N	-3.16282642	1.72271615	0.86998689
C	-4.33634641	3.42218751	2.08241972
C	-3.17243602	4.17488837	2.11267795
C	-1.98521455	-3.70134488	-1.52520213
C	-2.01340453	-2.46433312	-0.86367092
N	-3.15666163	-1.72137340	-0.86710429
C	-4.32391371	-3.42443367	-2.08057601
C	-3.15762593	-4.17346963	-2.10998248
C	-1.99274878	1.52825601	-3.70264010
C	-2.01798202	0.86755014	-2.46512809
N	-3.16026706	0.86915901	-1.72067747
C	-4.33209880	2.07945192	-3.42283292
C	-3.16689576	2.11054315	-4.17351825
C	-1.99072762	-1.52463690	3.70571012
C	-2.01729153	-0.86319921	2.46863513
N	-3.15909883	-0.86790754	1.72346208
C	-4.32826128	-2.08265101	3.42429117

SUPPORTING INFORMATION

C	-3.16340558	-2.11072327	4.17559451
Ni	1.46173420	0.00866506	0.00154268
Ni	-0.88867768	0.00426403	0.00223522
C	-4.31367000	2.14935122	1.47575430
C	-4.30568438	-2.15157140	-1.47380790
C	-4.31104083	1.47338203	-2.14969349
C	-4.30826764	-1.47590287	2.15143316
N	-5.39223573	1.31612019	1.37845487
N	-5.39104678	1.37510136	-1.31842481
N	-5.38800258	-1.38068802	1.31948860
N	-5.38691999	-1.32171834	-1.37736549
C	-6.34046717	1.68237136	3.61656221
C	-6.43787442	1.28424432	2.26444416
N	-7.60779747	0.74090668	1.81420536
C	-8.62330920	1.01045002	3.96977306
C	-7.42909553	1.54862026	4.45977465
C	-6.33188032	-1.69056598	-3.61643089
C	-6.43180163	-1.29290294	-2.26436178
N	-7.60379335	-0.75316526	-1.81518347
C	-8.61641577	-1.02555418	-3.97175557
C	-7.42009751	-1.56001405	-4.46067797
C	-6.34100667	3.61207697	-1.68698128
C	-6.43771466	2.25994144	-1.28873585
N	-7.60819065	1.80855143	-0.74754291
C	-8.62545575	3.96300982	-1.01933951
C	-7.43076943	4.45416389	-1.55541148
C	-6.33140967	-3.62067543	1.68672705
C	-6.43191874	-2.26875373	1.28871433
N	-7.60330433	-1.82082563	0.74661791
C	-8.61426656	-3.97839836	1.01724771
C	-7.41851262	-4.46604101	1.55413102
Ni	-3.16575313	0.00069527	0.00138966
Ni	-5.44034943	-0.00287480	0.00053112
C	-8.66171228	0.60800360	2.64567553
C	-8.65731699	-0.62339626	-2.64764428
C	-8.66322361	2.63893949	-0.61674592
C	-8.65571575	-2.65437437	0.61485384
Ni	-7.79700485	-0.00641500	-0.00055867
Cl	-10.53741422	-0.01057827	-0.00195374
H	3.15936774	4.26120533	-1.99391027
H	-0.96205635	4.41488061	-0.72369369
H	0.97701472	5.49970613	-1.82355302
H	3.17805492	-4.23944977	1.98962891
H	-0.94527953	-4.40690066	0.72725103
H	0.99973817	-5.48540601	1.82292876
H	3.16916723	-1.98958614	-4.24614759
H	-0.95367431	-0.72504929	-4.40691110
H	0.98812622	-1.82468794	-5.48732423

SUPPORTING INFORMATION

H	3.16293254	2.00841722	4.25004377
H	-0.95521594	0.72818273	4.41401961
H	0.98397447	1.83194355	5.49441483
H	7.02974044	2.26446351	-3.76036039
H	3.60612437	0.95491887	-3.37801250
H	4.91993635	1.23372831	-4.51191949
H	6.99018095	4.42662843	-0.06064281
H	3.61016647	3.39659472	0.94389476
H	4.92951664	4.52436115	1.22133728
H	6.98370070	-0.03027157	-4.41814153
H	7.79359605	5.87702110	-3.09769514
H	8.08977841	5.97808072	-1.35656956
H	9.45187493	6.00454593	-2.48329826
H	8.53652603	3.80673284	-4.41975574
H	9.28291716	2.43584701	-3.57267806
H	10.14984729	3.96721205	-3.72160570
H	9.19759299	3.98968846	-0.12822127
H	10.53540975	4.01848551	-1.28275014
H	9.61236582	2.52450451	-1.02775831
H	7.04392493	3.75899530	2.23325234
H	7.04279127	-3.74145394	-2.27580650
H	3.62543809	-3.37531286	-0.94490017
H	4.94869975	-4.49846954	-1.22016791
H	6.99926496	0.05839712	4.39274577
H	3.60788129	-0.93065982	3.37741704
H	4.92241630	-1.20554687	4.51131031
H	7.01033895	-4.38902418	0.06033847
H	7.84137329	3.07107308	5.84579990
H	8.13099782	1.32790886	5.92873616
H	9.49826065	2.44819758	5.94712946
H	8.56320699	4.40700004	3.77294343
H	9.29683494	3.56505163	2.39119439
H	10.17525145	3.70200227	3.91662922
H	9.60977613	1.02429188	2.45254426
H	10.55040070	1.25728562	3.93914374
H	9.20510651	0.11086284	3.91205900
H	7.02595788	-2.24456934	3.77036351
H	7.78038646	-5.85983966	3.09270367
H	9.44527323	-5.98759829	2.49649890
H	8.09641090	-5.94860412	1.35441339
H	8.51253727	-3.79840454	4.43897315
H	10.13320821	-3.96618175	3.75979538
H	9.27998086	-2.42795227	3.60867973
H	9.22552841	-3.95444866	0.15532100
H	10.54907543	-3.99464340	1.32538029
H	9.63217509	-2.49708392	1.06905227
H	9.26100546	-3.27871069	-2.17023913
H	10.56069029	-2.70914680	-3.22343301

SUPPORTING INFORMATION

H	9.63808140	-1.55373911	-2.24212204
H	8.12256083	-4.43012724	-4.18555497
H	9.44756055	-3.87356629	-5.21508465
H	7.76967173	-3.49426737	-5.64457597
H	10.09506501	-1.48075616	-5.31451843
H	8.45957885	-1.02615798	-5.79877848
H	9.23188230	-0.23458841	-4.40917866
H	-1.07649509	4.26856803	1.58988017
H	-5.26093659	3.80052734	2.49603966
H	-3.17670433	5.14623583	2.59857283
H	-1.06180562	-4.26060426	-1.58571809
H	-5.24699590	-3.80561747	-2.49495325
H	-3.15846119	-5.14478458	-2.59596174
H	-1.07021039	1.58998005	-4.26322743
H	-5.25646738	2.49188476	-3.80301026
H	-3.16999820	2.59588576	-5.14514665
H	-1.06830962	-1.58408899	4.26672699
H	-5.25161161	-2.49804921	3.80371101
H	-3.16559277	-2.59665002	5.14693280
H	-5.39554283	2.05833897	3.98589832
H	-9.50043282	0.89403633	4.59457558
H	-7.34315969	1.84648876	5.50061234
H	-5.38546570	-2.06362417	-3.98489806
H	-9.49329215	-0.91173816	-4.59738354
H	-7.33225218	-1.85748128	-5.50147130
H	-5.39578212	3.98232749	-2.06129387
H	-9.50344490	4.58691602	-0.90465568
H	-7.34538721	5.49503079	-1.85333782
H	-5.38535569	-3.98814689	2.06167913
H	-9.49028045	-4.60492923	0.90177053
H	-7.33019839	-5.50670847	1.85189882
H	-9.54986708	0.18717873	2.18346210
H	-9.54719240	-0.20537196	-2.18619305
H	-9.55169036	2.17585305	-0.19754067
H	-9.54523296	-2.19389882	0.19499953

NBP with 7 nickel atoms

C	-4.55141086	-1.49064155	3.83248554
C	-4.60342886	-0.99716411	2.53580871
N	-3.55729552	-0.41905850	1.91932381
C	-2.36527814	-0.26050508	2.58769570
C	-2.25444720	-0.74446482	3.91254428
C	-3.33645022	-1.35910943	4.51152383
C	-4.55249816	1.47549399	-3.82572028
C	-4.60400591	0.98060961	-2.52959347
N	-3.55803274	0.40059696	-1.91461049
C	-2.36614901	0.24306759	-2.58345517

SUPPORTING INFORMATION

C	-2.25606842	0.72784909	-3.90808800
C	-3.33815762	1.34355859	-4.50580722
C	-4.55019317	-3.84202506	-1.47399114
C	-4.60141972	-2.54458668	-0.98252029
N	-3.55480514	-1.92721367	-0.40643599
C	-2.36260783	-2.59520872	-0.24824080
C	-2.25220536	-3.92069061	-0.73067965
C	-3.33495448	-4.52071657	-1.34299088
C	-4.55734474	3.81882005	1.48241137
C	-4.60853058	2.52250103	0.98768193
N	-3.56111080	1.90684888	0.41090630
C	-2.36936874	2.57605776	0.25380514
C	-2.25966281	3.90063396	0.73877981
C	-3.34251775	4.49851832	1.35281707
C	-7.56399779	-2.53020566	2.01742077
C	-6.94250779	-1.32275975	2.34952463
C	-8.81162735	-2.80196257	2.57799886
C	-6.95819366	-3.47459535	0.99717758
C	-7.54708333	-0.39012254	3.19677227
O	-5.70964138	-1.04177600	1.75435770
C	-9.45633775	-1.90859446	3.44210934
C	-7.54833547	-3.20101277	-0.37705792
C	-8.79732919	-0.71299987	3.73688362
C	-6.95511682	0.98376365	3.46676348
C	-10.84246273	-2.25452863	3.99990594
C	-6.94066260	-2.35535974	-1.30913687
C	-8.80199182	-3.73366130	-0.69925301
C	-7.56198734	2.00543521	2.52469116
C	-11.40750110	-1.13407388	4.88809894
C	-10.74759003	-3.54588367	4.84054566
C	-11.81721627	-2.47578633	2.82142412
C	-7.56085268	-2.01998076	-2.51635506
O	-5.70704852	-1.76255857	-1.02722338
C	-6.94550092	2.33764335	1.31942833
C	-8.80934829	2.57284518	2.80951354
C	-8.81223834	-2.57250151	-2.78684125
C	-6.94994437	-1.00264946	-3.46090590
C	-7.55074613	3.19468412	0.38982083
O	-5.71525352	1.74127185	1.02946226
C	-9.44470432	3.45022695	1.92987559
C	-7.54253288	0.37138175	-3.19250716
C	-8.78680486	3.74508736	0.72784588
C	-6.9662727	3.45744378	-0.98885696
C	-10.81636297	4.07153229	2.22067584
C	-6.94347957	1.30367544	-2.34081322
C	-8.79141061	0.69217445	-3.73633972
C	-7.57216426	2.50630767	-2.00386725
C	-10.67796205	5.60821816	2.27560008

SUPPORTING INFORMATION

C	-11.40178535	3.58588417	3.55681681
C	-11.79721088	3.68186036	1.09270110
O	-5.70930371	1.02649377	-1.74681207
C	-9.45833698	1.88190161	-3.43643348
C	-8.82247289	2.77195486	-2.56209819
C	-10.84604050	2.21988852	-3.99539564
C	-11.37884653	1.12340396	-4.93219893
C	-10.77404239	3.54432273	-4.78510975
C	-11.83422630	2.37220052	-2.81783836
N	-1.34651394	0.29512841	1.88315024
N	-1.34359628	-1.88970573	0.30551031
N	-1.34948472	1.87279108	-0.30146712
N	-1.34680091	-0.31199993	-1.87936454
C	-9.46134567	-3.43288008	-1.89308981
C	-10.85517568	-3.97424287	-2.23405922
C	-11.81859996	-2.78239181	-2.43280708
C	-10.78070732	-4.80134960	-3.53531372
C	-11.42046785	-4.86868799	-1.11881208
C	-0.26942670	1.57252701	3.68498454
C	-0.24490551	0.90441279	2.45228716
N	0.89443817	0.90450020	1.70296124
C	2.07055721	2.11799692	3.39949618
C	0.90793480	2.15169552	4.15236851
C	-0.26769703	-1.58660612	-3.68186726
C	-0.24400728	-0.91854108	-2.44916488
N	0.89580551	-0.91565312	-1.70060442
C	2.07387762	-2.12597695	-3.39804625
C	0.91085181	-2.16267352	-4.15013454
C	-0.26304507	-3.69006475	1.58213687
C	-0.24064710	-2.45766409	0.91342916
N	0.89798381	-1.70731022	0.91135053
C	2.07762654	-3.40242856	2.12341276
C	0.91570302	-4.15624440	2.15946586
C	-0.27404527	3.67650022	-1.57751932
C	-0.24813389	2.44373458	-0.90958424
N	0.89239474	1.69623877	-0.90878605
C	2.06685564	3.39485861	-2.12098494
C	0.90306133	4.14587577	-2.15558918
Ni	-3.72745861	-0.01008704	0.00218243
Ni	-1.38139545	-0.00854908	0.00198982
C	2.04851892	1.51336820	2.12438043
C	2.05115221	-1.52146898	-2.12286560
C	2.05342219	-2.12751294	1.51841734
C	2.04634180	2.11964145	-1.51652527
N	3.12233543	1.41986097	1.28420870
N	3.12626824	-1.28638939	1.42286968
N	3.12145040	1.28123943	-1.42209733
N	3.12528974	-1.42509893	-1.28346925

SUPPORTING INFORMATION

C	4.17670374	3.59353962	1.76902646
C	4.20773446	2.26872040	1.30168316
N	5.35717885	1.78193005	0.74477523
C	6.51785078	3.82655657	1.20307491
C	5.34549075	4.34727041	1.73037309
C	4.18508947	-3.59594132	-1.76913021
C	4.21293815	-2.27103838	-1.30182476
N	5.36150435	-1.78111746	-0.74589534
C	6.52736014	-3.82255702	-1.20527684
C	5.35596238	-4.34647826	-1.73153008
C	4.18484247	-1.76985664	3.59482233
C	4.21312998	-1.30271796	2.26987090
N	5.36119451	-0.74486949	1.78096163
C	6.52592840	-1.20193789	3.82355609
C	5.35494429	-1.73012649	4.34645308
C	4.17693627	1.76800930	-3.59476975
C	4.20758667	1.30064880	-2.26994968
N	5.35754933	0.74575155	-1.78210935
C	6.51928643	1.20619917	-3.82564927
C	5.34648254	1.73145728	-4.34742476
Ni	0.88546229	-0.00557750	0.00119040
Ni	3.13107242	-0.00260973	0.00037367
C	6.50199133	2.52628952	0.65991567
C	6.50842142	-2.52234419	-0.66208180
C	6.50726321	-0.65893518	2.52325910
C	6.50319172	0.66296143	-2.52541501
N	7.58691355	1.90798254	0.10012076
N	7.59057254	-0.09825433	1.90295022
N	7.58853748	0.10512397	-1.90609930
N	7.59214229	-1.90106048	-0.10328389
C	8.52049297	3.83390149	-1.11059065
C	8.62533605	2.55675198	-0.51379852
N	9.79938410	1.86595568	-0.62843567
C	10.80236517	3.66562657	-1.85534766
C	9.60383998	4.38222529	-1.77282917
C	8.53224600	-3.82443748	1.10642552
C	8.63294864	-2.54695347	0.50963533
N	9.80516769	-1.85288066	0.62320544
C	10.81434193	-3.64984475	1.84901452
C	9.61775634	-4.36979526	1.76757175
C	8.52658941	1.11338347	3.82711064
C	8.62962001	0.51665578	2.54978392
N	9.80227891	0.63236016	1.85681348
C	10.80742871	1.86031591	3.65456279
C	9.61032711	1.77666090	4.37340421
C	8.52616564	-1.10384741	-3.83114772
C	8.62870559	-0.50686254	-2.55390090
N	9.80232288	-0.61930235	-1.86201215

SUPPORTING INFORMATION

C	10.80931919	-1.84418359	-3.66082803
C	9.61128561	-1.76397959	-4.37850698
Ni	5.37893121	0.00044605	-0.00057952
Ni	7.64353276	0.00353019	-0.00159538
C	10.84856541	2.40693001	-1.28101741
C	10.85646381	-2.39096455	1.27476894
C	10.85182610	1.28600197	2.39579312
C	10.85325900	-1.26982017	-2.40206540
Ni	9.99679505	0.00683535	-0.00269020
Cl	12.74372366	0.01055992	-0.00388693
H	-5.42191384	-1.94741164	4.28102368
H	-1.30348786	-0.66502012	4.42003860
H	-3.23956658	-1.75685791	5.51706960
H	-5.42288817	1.93359841	-4.27311827
H	-1.30544831	0.64860879	-4.41624267
H	-3.24169130	1.74217774	-5.51104814
H	-5.42125290	-4.29117738	-1.92910523
H	-1.30107812	-4.42795775	-0.65188744
H	-3.23844243	-5.52684657	-1.73935103
H	-5.42813083	4.26675732	1.93913770
H	-1.30885682	4.40862079	0.66061503
H	-3.24658800	5.50375910	1.75156537
H	-9.29257316	-3.74006332	2.32186347
H	-5.87361917	-3.37926105	0.99159222
H	-7.19247102	-4.50509189	1.28002501
H	-9.26186903	0.01030368	4.39525429
H	-5.87092386	0.97680013	3.36725179
H	-7.18488150	1.26753231	4.49804851
H	-9.26977086	-4.38985938	0.02391119
H	-10.77538311	-0.95033898	5.76260789
H	-11.51444365	-0.19459967	4.33553897
H	-12.39898951	-1.41805068	5.25220064
H	-10.06442210	-3.41172760	5.68500421
H	-10.38488512	-4.38953437	4.24625716
H	-11.73198757	-3.81494035	5.23715026
H	-11.88792504	-1.57696720	2.20076353
H	-12.81786002	-2.71419652	3.19622328
H	-11.49686417	-3.30159977	2.17964931
H	-9.28193310	2.31016185	3.74759484
H	-9.29384371	-2.31120309	-3.72313353
H	-5.86589467	-0.99730774	-3.36034181
H	-7.17953528	-1.28799289	-4.49176258
H	-9.25435032	4.41672684	0.01540775
H	-5.88174030	3.36409559	-0.98605707
H	-7.20306700	4.48554602	-1.27835581
H	-9.24954528	-0.02900717	-4.40136424
H	-9.99161006	5.90934980	3.07315829
H	-10.29643796	6.01301833	1.33373295

SUPPORTING INFORMATION

H	-11.65091507	6.07146881	2.46926903
H	-10.76615791	3.86188391	4.40406382
H	-11.53910955	2.49942076	3.56735070
H	-12.38162418	4.04462781	3.71710418
H	-11.89144211	2.59423239	1.01527229
H	-12.78936563	4.09980275	1.29139671
H	-11.46759368	4.05831168	0.12046981
H	-9.31141452	3.70380167	-2.29796248
H	-10.72686592	0.97642508	-5.79914891
H	-12.36640314	1.40807563	-5.30634212
H	-11.48702147	0.16515740	-4.41343733
H	-10.07934135	3.45921789	-5.62655330
H	-11.76080741	3.80376507	-5.18205688
H	-10.43944250	4.37420773	-4.15617993
H	-11.89336705	1.44599919	-2.23759305
H	-12.83615299	2.60879825	-3.19057138
H	-11.53306978	3.17329328	-2.13741158
H	-11.49441233	-2.13123956	-3.24983116
H	-12.82431969	-3.14278429	-2.67219649
H	-11.87843176	-2.17535842	-1.52393580
H	-10.42141698	-4.20173752	-4.37657956
H	-11.77142090	-5.18591086	-3.79846880
H	-10.10417966	-5.65352102	-3.41716574
H	-12.41346933	-5.22804568	-1.40358736
H	-10.79017060	-5.74604142	-0.94219889
H	-11.52526971	-4.32161956	-0.17604337
H	-1.19104951	1.63830817	4.24649696
H	2.99521917	2.52979451	3.77785327
H	0.91507747	2.63743561	5.12387900
H	-1.18956802	-1.65468927	-4.24271374
H	2.99935680	-2.53530927	-3.77707609
H	0.91860482	-2.64830817	-5.12169152
H	-1.18409086	-4.25228906	1.64979627
H	3.00333026	-3.77985770	2.53371075
H	0.92448927	-5.12755013	2.64558693
H	-1.19651014	4.23655691	-1.64395501
H	2.99127227	3.77474819	-2.53192501
H	0.90906736	5.11746742	-2.64118107
H	3.25134926	4.01465502	2.13538235
H	7.43946513	4.39170029	1.21371503
H	5.33964673	5.36067899	2.12153053
H	3.26055773	-4.01958451	-2.13464698
H	7.45050832	-4.38517292	-1.21675829
H	5.35253897	-5.35989602	-2.12269182
H	3.26054949	-2.13690581	4.01765672
H	7.44856783	-1.21174604	4.38703880
H	5.35123958	-2.12114319	5.35992581
H	3.25132078	2.13277054	-4.01669990

SUPPORTING INFORMATION

H	7.44140441	1.21850968	-4.38993441
H	5.34088776	2.12266272	-5.36081615
H	7.57271784	4.35410222	-1.07099612
H	11.67587123	4.06167505	-2.35880523
H	9.51056392	5.35857223	-2.23943730
H	7.58589647	-4.34729334	1.06769905
H	11.68943552	-4.04348364	2.35160545
H	9.52766179	-5.34644587	2.23416918
H	7.57982262	1.07291642	4.34907645
H	11.68118581	2.36463422	4.04895992
H	9.51842797	2.24319677	5.34991626
H	7.57879105	-1.06607181	-4.35221356
H	11.68416571	-2.34592157	-4.05609970
H	9.51979467	-2.23074797	-5.35494583
H	11.73940885	1.78582487	-1.29361533
H	11.74557768	-1.76737045	1.28659709
H	11.74148344	1.29949132	1.77300975
H	11.74356914	-1.28068476	-1.78016256

NBP with 9 nickel atoms

C	-6.80905807	-3.81657783	-1.48806564
C	-6.85880021	-2.52132060	-0.99104154
N	-5.81156886	-1.90734126	-0.41283377
C	-4.62009730	-2.57746928	-0.25622852
C	-4.51146489	-3.90148037	-0.74368954
C	-5.59450278	-4.49735652	-1.35919243
C	-6.79801589	3.83513180	1.49047270
C	-6.85174246	2.54041726	0.99252712
N	-5.80733856	1.92476030	0.41083411
C	-4.61457196	2.59225837	0.25276172
C	-4.50206417	3.91573443	0.74077784
C	-5.58243405	4.51353299	1.35910756
C	-6.80057663	1.50270505	-3.82642251
C	-6.85228889	1.00513770	-2.53156417
N	-5.80789303	0.42147741	-1.91787246
C	-4.61642994	0.26197821	-2.58732809
C	-4.50590601	0.74929664	-3.91127928
C	-5.58655570	1.36901883	-4.50722548
C	-6.80205134	-1.48727664	3.82214078
C	-6.85532266	-0.98696891	2.52828300
N	-5.81031566	-0.40475563	1.91408276
C	-4.61749281	-0.24892153	2.58216343
C	-4.50573513	-0.73900385	3.90485846
C	-5.58667678	-1.35780466	4.50117745
C	-9.81236450	-1.99372421	-2.52502227
C	-9.19612695	-2.33054154	-1.32090262
C	-11.06372132	-2.55291427	-2.80828511
C	-9.20248407	-0.97247296	-3.46620142

SUPPORTING INFORMATION

C	-9.80479642	-3.18547424	-0.39135498
O	-7.96433176	-1.73824214	-1.03181853
C	-11.70425037	-3.42513925	-1.92751090
C	-9.79474612	0.40094265	-3.19363598
C	-11.04596927	-3.72567543	-0.72709105
C	-9.21863985	-3.45794425	0.98490384
C	-13.08432257	-4.03035914	-2.21244922
C	-9.19095213	1.33368670	-2.33880066
C	-11.04234885	0.72503426	-3.72533247
C	-9.82103089	-2.51321804	2.00766441
C	-12.97158490	-5.56971030	-2.24325158
C	-13.65999725	-3.55637610	-3.55684571
C	-14.05996105	-3.60572363	-1.09258417
C	-9.81694119	2.53136974	-1.99664268
O	-7.95700725	1.05155742	-1.74792160
C	-9.19439776	-1.30937283	2.34378466
C	-11.06598016	-2.78568685	2.57471800
C	-11.07669907	2.80097072	-2.54412677
C	-9.20838736	3.47986784	-0.98105311
C	-9.79237049	-0.38003871	3.19955708
O	-7.96242169	-1.02922277	1.74720004
C	-11.69966706	-1.89948180	3.45452000
C	-9.79441396	3.21201189	0.39567852
C	-11.03682228	-0.70630360	3.75026250
C	-9.20094289	0.99416511	3.46834568
C	-13.07832916	-2.24792211	4.02930874
C	-9.18964474	2.35399543	1.32473172
C	-11.03635666	3.75190286	0.72819325
C	-9.81035950	2.01435303	2.52575482
C	-13.62132857	-1.14150308	4.94844742
C	-12.97808383	-3.55520801	4.84430769
C	-14.07367389	-2.44093193	2.86390589
O	-7.95866760	1.75954672	1.03646251
C	-11.70198893	3.44350112	1.92228312
C	-11.06477819	2.56968788	2.80401932
C	-13.08807719	4.03986377	2.19589869
C	-12.98443994	5.57951743	2.23873770
C	-13.67622336	3.55285553	3.53025472
C	-14.04856326	3.61800384	1.06116470
N	-3.60106842	-1.87536604	0.30095890
N	-3.59925377	-0.29741793	-1.88434889
N	-3.59991716	0.30988975	1.87908114
N	-3.59786206	1.88807956	-0.30613012
C	-11.71426807	1.91436522	-3.41258680
C	-13.10805014	2.17573465	-3.99629353
C	-14.05692575	1.03948667	-3.55258268
C	-13.02242730	2.20550172	-5.53728517
C	-13.69845208	3.51077220	-3.51417920

SUPPORTING INFORMATION

C	-2.52066707	-3.68243502	1.56863615
C	-2.49786991	-2.44691393	0.90630793
N	-1.35941687	-1.69663534	0.90810815
C	-0.17957337	-3.39793716	2.11086950
C	-1.34121215	-4.15190416	2.14251587
C	-2.51437115	3.69319661	-1.57384531
C	-2.49360736	2.45771956	-0.91139182
N	-1.35630425	1.70572871	-0.91276154
C	-0.17353890	3.40515962	-2.11528273
C	-1.33403972	4.16086241	-2.14739740
C	-2.51796897	-1.56595961	-3.69025875
C	-2.49590618	-0.90358980	-2.45477116
N	-1.35814144	-0.90592743	-1.70345787
C	-0.17742849	-2.10946065	-3.40359644
C	-1.33838801	-2.14052056	-4.15862547
C	-2.51695436	1.57557064	3.68586471
C	-2.49563822	0.91390579	2.44996990
N	-1.35769357	0.91493710	1.69892725
C	-0.17562535	2.11599595	3.39987544
C	-1.33668042	2.14824109	4.15474083
Ni	-5.97940700	0.00897433	-0.00153475
Ni	-3.63461036	0.00632957	-0.00263693
C	-0.20345242	-2.11889575	1.51386804
C	-0.19950676	2.12621688	-1.51815723
C	-0.20211890	-1.51235177	-2.12460711
C	-0.20088733	1.51946734	2.12064838
N	0.86759541	-1.27519926	1.42467562
N	0.86821053	-1.42364807	-1.27995067
N	0.86957053	1.42943558	1.27626690
N	0.87026790	1.28096616	-1.42842608
C	1.92940792	-1.78150204	3.58856246
C	1.95701963	-1.29750624	2.27043097
N	3.10400624	-0.73284031	1.78615350
C	4.27372018	-1.22748440	3.81668249
C	3.10377276	-1.76068932	4.33449215
C	1.93393608	1.78568225	-3.59177405
C	1.96016796	1.30172163	-2.27360039
N	3.10611716	0.73552858	-1.78865989
C	4.27763859	1.22853896	-3.81854127
C	3.10869523	1.76328229	-4.33703535
C	1.92965311	-3.58794979	-1.78529097
C	1.95732228	-2.26984206	-1.30123703
N	3.10396894	-1.78603476	-0.73546172
C	4.27334701	-3.81701747	-1.22903431
C	3.10370529	-4.33434434	-1.76337556
C	1.93376193	3.59217103	1.78242003
C	1.95984732	2.27408617	1.29820378
N	3.10610281	1.78874963	0.73296733

SUPPORTING INFORMATION

C	4.27804196	3.81805834	1.22733837
C	3.10884973	4.33694399	1.76116666
Ni	-1.37011861	0.00458554	-0.00228491
Ni	0.87123777	0.00289474	-0.00187217
C	4.25464550	-0.65713505	2.52712320
C	4.25706823	0.65823984	-2.52898507
C	4.25424279	-2.52746769	-0.65866339
C	4.25744360	2.52858910	0.65684974
N	5.33345679	-0.07959133	1.91335625
N	5.33274790	-1.91415695	-0.08005278
N	5.33540342	1.91379595	0.07879553
N	5.33474475	0.07923315	-1.91460044
C	6.38390543	0.95859359	3.88720187
C	6.41539677	0.45793081	2.57359473
N	7.56688366	0.57001458	1.84422706
C	8.72593217	1.53972015	3.70225687
C	7.55143655	1.47496337	4.43836821
C	6.38502951	-0.96027919	-3.88784361
C	6.41636347	-0.45972860	-2.57418885
N	7.56723874	-0.57341504	-1.84410006
C	8.72615406	-1.54457840	-3.70144815
C	7.55221301	-1.47819201	-4.43829943
C	6.38147344	-3.88844789	0.95904041
C	6.41392391	-2.57482039	0.45849127
N	7.56556892	-1.84587519	0.57175782
C	8.72299132	-3.70437232	1.54250357
C	7.54829747	-4.44005973	1.47653464
C	6.38747357	3.88667219	-0.95958491
C	6.41781119	2.57298240	-0.45906438
N	7.56851728	1.84245671	-0.57164161
C	8.72909173	3.69938960	-1.54161927
C	7.55537125	4.43669444	-1.47634399
Ni	3.10856938	0.00136280	-0.00124758
Ni	5.34394884	-0.00019053	-0.00062966
C	8.71066927	1.11494226	2.35938675
C	8.71061323	-1.11985759	-2.35856448
C	8.70863199	-2.36147364	1.11778574
C	8.71262421	2.35650196	-1.11694741
N	9.79744006	1.14207113	1.52631839
N	9.79568240	-1.52880056	1.14603645
N	9.79854398	1.52233495	-1.14452773
N	9.79682198	-1.14850319	-1.52480975
C	10.73239328	3.30878703	2.21751640
C	10.83516432	2.02902061	1.62488833
N	12.00860296	1.67131332	1.02069751
C	13.01326512	3.76900024	1.60380774
C	11.81573669	4.16806834	2.20729718
C	10.72923743	-3.31647063	-2.21550632

SUPPORTING INFORMATION

C	10.83338570	-2.03687632	-1.62274567
N	12.00692430	-1.68081657	-1.01777400
C	13.00907536	-3.77985428	-1.60034166
C	11.81139040	-4.17724222	-2.20462896
C	10.72818272	-2.22040820	3.31367663
C	10.83247112	-1.62777659	2.03403448
N	12.00649419	-1.02400163	1.67753993
C	13.00880072	-1.60752218	3.77623982
C	11.81065035	-2.21059741	4.17406538
C	10.73344068	2.21274009	-3.31151811
C	10.83605408	1.61990618	-2.03183353
N	12.00900275	1.01448981	-1.67458475
C	13.01352548	1.59674287	-3.77257606
C	11.81647410	2.20148678	-4.17117711
Ni	7.58763349	-0.00171975	0.00006959
Ni	9.85010738	-0.00326344	0.00077625
C	13.05783682	2.51861717	1.01169140
C	13.05498530	-2.52956381	-1.00813225
C	13.05486433	-1.01539228	2.52591723
C	13.05793038	1.00448253	-2.52225525
Ni	12.20143721	-0.00489401	0.00154175
Cl	14.95446344	-0.00681597	0.00244388
H	-7.68024184	-4.26255810	-1.94603569
H	-3.56087275	-4.41001972	-0.66665428
H	-5.49897253	-5.50183956	-1.75996873
H	-7.66717915	4.28244399	1.95099346
H	-3.55052764	4.42224958	0.66213146
H	-5.48382949	5.51751718	1.76038701
H	-7.67004644	1.96451874	-4.27189098
H	-3.55547559	0.66922910	-4.41964227
H	-5.48924736	1.76973253	-5.51156219
H	-7.67174627	-1.94749388	4.26869789
H	-3.55432247	-0.66167039	4.41182068
H	-5.48866691	-1.76093038	5.50448026
H	-11.53610636	-2.28651755	-3.74532472
H	-8.11836726	-0.96699794	-3.36635541
H	-9.43236004	-1.25473157	-4.49787336
H	-11.51787954	-4.39325631	-0.01365583
H	-8.13363445	-3.36601406	0.98047882
H	-9.45568284	-4.48778886	1.26772865
H	-11.51086762	0.00848864	-4.39174225
H	-12.28718033	-5.89457650	-3.03314870
H	-12.60154104	-5.96752284	-1.29390367
H	-13.95153020	-6.01902433	-2.43440209
H	-13.02238316	-3.84689636	-4.39780642
H	-13.79024317	-2.46939376	-3.57987900
H	-14.64259224	-4.00965865	-3.71605121
H	-13.73302879	-3.96415539	-0.11270203

SUPPORTING INFORMATION

H	-15.05713065	-4.01625418	-1.28175182
H	-14.14136910	-2.51558045	-1.03939070
H	-11.55153617	-3.72029587	2.31406510
H	-11.55873599	3.73084136	-2.26987173
H	-8.12375291	3.38473867	-0.97864639
H	-9.44366517	4.50913447	-1.26763176
H	-11.49359591	0.01224306	4.41916612
H	-8.11683926	0.98871139	3.36769432
H	-9.43014586	1.27842928	4.49964204
H	-11.50472911	4.42251001	0.01541975
H	-12.96855663	-0.97187728	5.81056654
H	-13.74114473	-0.19317748	4.41401096
H	-14.60427817	-1.43103541	5.33089700
H	-12.27942275	-3.44153836	5.67906097
H	-12.63232349	-4.39053221	4.22864799
H	-13.95745810	-3.82452387	5.25298724
H	-13.76993969	-3.25685533	2.20254106
H	-15.07005347	-2.67843442	3.25059670
H	-14.14730028	-1.53150118	2.25937390
H	-11.54229371	2.29796740	3.73698697
H	-12.31075285	5.90240779	3.03856292
H	-13.96892098	6.02217891	2.42198210
H	-12.60591072	5.98594250	1.29641650
H	-13.05152570	3.84448346	4.38042640
H	-14.66491003	3.99594935	3.68013490
H	-13.79559209	2.46436983	3.54661345
H	-13.71139142	3.98450818	0.08725296
H	-15.04974095	4.02289193	1.24101914
H	-14.12446887	2.52771917	1.00089862
H	-14.12164169	0.99137322	-2.46098894
H	-15.06321201	1.20832964	-3.94951500
H	-13.71648538	0.06376323	-3.91127249
H	-12.64398090	1.26171188	-5.94031292
H	-12.35680138	3.00595090	-5.87504446
H	-14.01298186	2.37984733	-5.96983408
H	-13.81126457	3.53286691	-2.42525415
H	-13.07932131	4.36163190	-3.81570475
H	-14.69074742	3.65340035	-3.95159711
H	-3.44172851	-4.24490841	1.63399607
H	0.74622051	-3.77792872	2.51840866
H	-1.33190289	-5.12638077	2.62229175
H	-3.43458606	4.25704298	-1.63942058
H	0.75295287	3.78375015	-2.52253738
H	-1.32310885	5.13527924	-2.62725890
H	-3.43857841	-1.63082756	-4.25354062
H	0.74848323	-2.51752796	-3.78273339
H	-1.32843772	-2.62034934	-5.13306898
H	-3.43756952	1.64126734	4.24905535

SUPPORTING INFORMATION

H	0.75077817	2.52261706	3.77936891
H	-1.32623071	2.62753682	5.12944156
H	1.00513044	-2.15076976	4.00931365
H	5.19722394	-1.25128383	4.37708763
H	3.10387748	-2.17080676	5.34047484
H	1.01038582	2.15615456	-4.01306275
H	5.20149187	1.25109893	-4.37842077
H	3.10991744	2.17336170	-5.34303262
H	1.00556239	-4.00833906	-2.15543668
H	5.19664891	-4.37779171	-1.25196582
H	3.10380288	-5.34031487	-2.17352250
H	1.01006688	4.01376467	2.15219009
H	5.20210662	4.37755327	1.25078928
H	3.11013881	5.34286757	2.17142672
H	5.45773316	0.95173288	4.44378460
H	9.64719425	1.89584317	4.14197211
H	7.54378893	1.83274137	5.46410652
H	5.45922253	-0.95214044	-4.44501554
H	9.64721442	-1.90191796	-4.14059925
H	7.54473214	-1.83589771	-5.46406408
H	5.45511321	-4.44470497	0.95123042
H	9.64374248	-4.14443725	1.89951580
H	7.53992943	-5.46581772	1.83424006
H	5.46187218	4.44419957	-0.95231601
H	9.65066698	4.13819881	-1.89804965
H	7.54863588	5.46247486	-1.83401941
H	9.78535847	3.61382112	2.64234116
H	13.88687522	4.40902989	1.58029735
H	11.72340791	5.15440105	2.65274006
H	9.78205973	-3.62017663	-2.64096367
H	13.88178850	-4.42108671	-1.57629878
H	11.71799411	-5.16342334	-2.65018496
H	9.78068572	-2.64490650	3.61772871
H	13.88176310	-1.58433844	4.41716455
H	11.71715531	-2.65603592	5.16029026
H	9.78673332	2.63855716	-3.61618568
H	13.88688855	1.57239491	-4.41291144
H	11.72425697	2.64710655	-5.15744033
H	13.94770943	2.12785197	0.52692233
H	13.94508339	-2.14004779	-0.52277038
H	13.94531242	-0.53093630	2.13607452
H	13.94744818	0.51878273	-2.13183695

NBP with 11 nickel atoms

C	-9.04883698	1.51480770	-3.81159167
C	-9.10202019	1.00523173	-2.52146000
N	-8.05706441	0.41883997	-1.91118028
C	-6.86395439	0.26820810	-2.58016898

SUPPORTING INFORMATION

C	-6.75224116	0.76802460	-3.89938147
C	-7.83316819	1.39072575	-4.49136184
C	-9.04839458	-1.52913234	3.81562096
C	-9.09965678	-1.02228404	2.52445554
N	-8.05502967	-0.43478749	1.91485149
C	-6.86332398	-0.28087462	2.58542811
C	-6.75322199	-0.77793915	3.90594578
C	-7.83414976	-1.40121252	4.49738070
C	-9.05578396	3.80644697	1.51510706
C	-9.10547492	2.51494221	1.00869395
N	-8.05822595	1.90476248	0.42651892
C	-6.86636326	2.57569305	0.27541748
C	-6.75775640	3.89621626	0.77268982
C	-7.84084062	4.48784521	1.39191460
C	-9.04578579	-3.82385913	-1.51777670
C	-9.09909426	-2.53286895	-1.01048496
N	-8.05455907	-1.92139594	-0.42464290
C	-6.86166395	-2.59013019	-0.27183388
C	-6.74957056	-3.91017261	-0.76958179
C	-7.83008901	-4.50333235	-1.39182784
C	-12.06745758	2.52771812	-1.99116024
C	-11.44106782	1.32595085	-2.33507020
C	-13.31223016	2.80433464	-2.55663596
C	-11.46503341	3.46538952	-0.96196495
C	-12.03917686	0.40253250	-3.19713286
O	-10.20943968	1.04153628	-1.74024175
C	-13.94605845	1.92408069	-3.44230036
C	-12.05142647	3.18364685	0.41230284
C	-13.28350346	0.73270341	-3.74580020
C	-11.44795808	-0.96989352	-3.47517259
C	-15.32446925	2.27671497	-4.01511059
C	-11.44293545	2.32240363	1.33612228
C	-13.29264129	3.72165240	0.75144272
C	-12.05754180	-1.99635367	-2.53954815
C	-15.86795392	1.17609493	-4.94091584
C	-15.22334692	3.58876845	-4.82231640
C	-16.31993505	2.46335844	-2.84880809
C	-12.05933645	1.97774813	2.53794049
O	-10.21141352	1.73184414	1.04320779
C	-11.43697315	-2.34394430	-1.34072091
C	-13.31193488	-2.54979614	-2.82174035
C	-13.31065485	2.53518682	2.82485469
C	-11.44970823	0.95011865	3.47228831
C	-12.04192102	-3.20815269	-0.41754572
O	-10.20615550	-1.75157812	-1.04838850
C	-13.94930644	-3.42940654	-1.94589499
C	-12.04215576	-0.42130883	3.19039117
C	-13.28387319	-3.74573483	-0.75378561

SUPPORTING INFORMATION

C	-11.45603438	-3.48538398	0.95736822
C	-15.33541703	-4.02382632	-2.22353905
C	-11.43839156	-1.34833058	2.32934721
C	-13.28988835	-0.74873321	3.71977657
C	-12.06451392	-2.54366668	1.97927200
C	-15.23213914	-5.56322433	-2.27576599
C	-15.92308461	-3.52862302	-3.55507925
C	-16.29612578	-3.60871653	-1.08652828
O	-10.20457819	-1.06241534	1.74045582
C	-13.96190435	-1.93586608	3.39909645
C	-13.32432869	-2.81681461	2.52488361
C	-15.35588814	-2.20076341	3.98069735
C	-15.27101213	-2.23958796	5.52153167
C	-15.94601042	-3.53298486	3.49054561
C	-16.30462453	-1.06198076	3.54324483
N	-5.84640459	-0.29535622	-1.88129654
N	-5.84729747	1.87769789	-0.28629019
N	-5.84475541	-1.89040805	0.29171671
N	-5.84587833	0.28290640	1.88680121
C	-13.95106267	3.41320452	1.94975996
C	-15.33136639	4.01617998	2.23825902
C	-16.30696328	3.59667876	1.11642369
C	-15.21972988	5.55542664	2.27705068
C	-15.90638631	3.53492458	3.58034111
C	-4.76351431	-1.54725689	-3.69769899
C	-4.74196473	-0.89526474	-2.45685420
N	-3.60412906	-0.90196161	-1.70579951
C	-2.42185020	-2.08884531	-3.41659212
C	-3.58282801	-2.11543300	-4.17146302
C	-4.76443946	1.53730248	3.70247603
C	-4.74222162	0.88458281	2.46204155
N	-3.60446867	0.89217761	1.71086763
C	-2.42333183	2.08113292	3.42101194
C	-3.58430095	2.10695487	4.17589018
C	-4.76645764	3.69429738	-1.53989283
C	-4.74372529	2.45380647	-0.88725249
N	-3.60546298	1.70338938	-0.89445995
C	-2.42493882	3.41442568	-2.08275626
C	-3.58640424	4.16853201	-2.10900087
C	-4.76163530	-3.70539860	1.54557911
C	-4.74041517	-2.46498086	0.89277455
N	-3.60303926	-1.71325386	0.89967522
C	-2.42033061	-3.42281396	2.08790861
C	-3.58093499	-4.17823839	2.11450898
Ni	-8.22605510	-0.00856353	0.00145885
Ni	-5.88141761	-0.00632337	0.00275155
C	-2.44700819	-1.50312652	-2.13212604
C	-2.44796693	1.49483622	2.13677828

SUPPORTING INFORMATION

C	-2.44899422	2.13013816	-1.49658067
C	-2.44595513	-2.13862546	1.50158329
N	-1.37723954	-1.42078709	-1.28663461
N	-1.37874684	1.28521723	-1.41483106
N	-1.37667678	-1.29252325	1.41942207
N	-1.37824820	1.41344997	1.29115625
C	-0.31004403	-3.57683428	-1.81570845
C	-0.28568417	-2.26447736	-1.31684084
N	0.85945067	-1.78407842	-0.74547188
C	2.03511116	-3.80484651	-1.26447724
C	0.86704494	-4.31913535	-1.80451237
C	-0.31306063	3.57067681	1.81956440
C	-0.28754727	2.25829064	1.32084246
N	0.85786215	1.77901787	0.74904686
C	2.03164735	3.80104733	1.26741170
C	0.86326489	4.31418711	1.80784026
C	-0.31335258	1.81434849	-3.57177251
C	-0.28784063	1.31567304	-2.25936742
N	0.85784063	0.74471750	-1.77976690
C	2.03181647	1.26389096	-3.80147441
C	0.86318524	1.80345849	-4.31495587
C	-0.30983366	-1.82041847	3.57594991
C	-0.28538675	-1.32180737	2.26349947
N	0.85951089	-0.74974472	1.78335553
C	2.03489864	-1.26766038	3.80456684
C	0.86702629	-1.80834453	4.31860316
Ni	-3.61693711	-0.00497882	0.00255118
Ni	-1.37611168	-0.00366065	0.00229979
C	2.01241824	-2.52299479	-0.67639742
C	2.01004116	2.51912373	0.67943586
C	2.01027299	0.67593301	-2.51954214
C	2.01220084	-0.67976825	2.52262645
N	3.08745222	-1.91419135	-0.08707968
N	3.08594615	0.08699049	-1.91151229
N	3.08701202	-0.08975766	1.91410541
N	3.08546625	1.91142248	0.08968915
C	4.14510029	-3.90238287	0.91249512
C	4.17305131	-2.57879532	0.44070330
N	5.32161242	-1.84684429	0.56858963
C	6.49017676	-3.72642990	1.48277831
C	5.31822627	-4.46374808	1.40469596
C	4.14060486	3.90066468	-0.91046666
C	4.17013021	2.57711627	-0.43866132
N	5.31936972	1.84632196	-0.56713882
C	6.48556266	3.72706779	-1.48196536
C	5.31290995	4.46320140	-1.40328902
C	4.14228050	-0.91249067	-3.90045242
C	4.17115412	-0.44058541	-2.57692587

SUPPORTING INFORMATION

N	5.32031605	-0.56814475	-1.84586272
C	6.48763692	-1.48216662	-3.72630137
C	5.31508936	-1.40443745	-4.46270324
C	4.14340616	0.91069943	3.90253057
C	4.17204307	0.43887443	2.57896938
N	5.32069330	0.56761026	1.84729992
C	6.48809980	1.48273025	3.72715162
C	5.31602267	1.40379749	4.46417461
Ni	0.85966215	-0.00254220	0.00177652
Ni	3.09133134	-0.00137507	0.00131630
C	6.47110569	-2.37016401	1.09985665
C	6.46805996	2.37078870	-1.09901147
C	6.46952816	-1.09916767	-2.37004259
C	6.46965522	1.09975853	2.37089062
N	7.55141686	-1.52885696	1.15381880
N	7.55050044	-1.15283609	-1.52957047
N	7.55013694	1.15453051	1.52985248
N	7.54919437	1.53057185	-1.15353923
C	8.60182751	-2.39128539	3.21076759
C	8.63191135	-1.69470478	1.98882444
N	9.78318101	-1.05832488	1.61306764
C	10.94301710	-1.87539706	3.54255176
C	9.76867250	-2.48652915	3.96003120
C	8.59755626	2.39399702	-3.21111434
C	8.62904823	1.69749402	-1.98916178
N	9.78118003	1.06230358	-1.61403723
C	10.93908552	1.88050283	-3.54420466
C	9.76387726	2.49041014	-3.96104297
C	8.60067417	-3.20960748	-2.39271054
C	8.63104640	-1.98761552	-1.69622859
N	9.78273761	-1.61156497	-1.06079075
C	10.94235652	-3.54082288	-1.87870659
C	9.76761314	-3.95860870	-2.48886042
C	8.59870669	3.21233761	2.39247523
C	8.62992778	1.99040038	1.69593320
N	9.78164343	1.61554868	1.05982670
C	10.93974937	3.54597886	1.87712060
C	9.76492990	3.96253626	2.48796823
Ni	5.32523840	-0.00026219	0.00071137
Ni	7.55965605	0.00085796	0.00014149
C	10.92644755	-1.10880884	2.36157881
C	10.92397174	1.11393815	-2.36319755
C	10.92613216	-2.35982009	-1.11215646
C	10.92430227	2.36497247	1.11056132
N	12.01324273	-0.44702471	1.85282660
N	12.01333809	-1.85079767	-0.45125971
N	12.01166039	1.85707125	0.44904729
N	12.01173548	0.45328815	-1.85504182

SUPPORTING INFORMATION

C	12.94704002	0.39732940	3.96514723
C	13.04953922	0.04237995	2.59981376
N	14.22256616	0.28468980	1.93938895
C	15.22540335	1.17157438	3.92862644
C	14.02884273	0.95498244	4.62106198
C	12.94518171	-0.39019327	-3.96786648
C	13.04810536	-0.03508087	-2.60260771
N	14.22175980	-0.27616307	-1.94284808
C	15.22436389	-1.16208313	-3.93263386
C	14.02717905	-0.94675824	-4.62438445
C	12.94826935	-3.96288209	0.39243332
C	13.05018661	-2.59753955	0.03735176
N	14.22325674	-1.93684561	0.27870906
C	15.22724341	-3.92583342	1.16485211
C	14.03066188	-4.61853937	0.94924389
C	12.94395963	3.97011412	-0.39515518
C	13.04747331	2.60487560	-0.04013636
N	14.22108706	1.94538469	-0.28215390
C	15.22253362	3.93540187	-1.16886272
C	14.02536471	4.62688059	-0.95257731
Ni	9.80267023	0.00200604	-0.00048995
Ni	12.06529478	0.00316573	-0.00112182
C	15.27025885	0.83383410	2.58709319
C	15.26964574	-0.82424604	-2.59113891
C	15.27153242	-2.58430074	0.82703458
C	15.26838847	2.59391547	-0.83106967
Ni	14.41506592	0.00436789	-0.00178272
Cl	17.17346409	0.00577784	-0.00256010
H	-9.91861620	1.97792813	-4.25497360
H	-5.80062674	0.69469180	-4.40655429
H	-7.73509741	1.80126227	-5.49165316
H	-9.91815645	-1.99357754	4.25777073
H	-5.80264851	-0.70218085	4.41469559
H	-7.73706526	-1.80936256	5.49874424
H	-9.92709214	4.24932512	1.97584390
H	-5.80690617	4.40488759	0.69986502
H	-7.74522904	5.48929880	1.80019264
H	-9.91514707	-4.26775615	-1.98121874
H	-5.79797038	-4.41716919	-0.69495034
H	-7.73168993	-5.50433267	-1.80055293
H	-13.79751374	3.73737960	-2.28992222
H	-10.38002304	3.37329911	-0.95793255
H	-11.70194437	4.49715626	-1.23783074
H	-13.74035996	0.01861809	-4.41941451
H	-10.36383196	-0.96519776	-3.37452269
H	-11.67724174	-1.24713463	-4.50836994
H	-13.76444620	4.39391944	0.04234057
H	-15.21521209	1.01139421	-5.80400744

SUPPORTING INFORMATION

H	-15.98811033	0.22461734	-4.41218805
H	-16.85079048	1.46832374	-5.32162639
H	-14.52466144	3.47958575	-5.65764765
H	-14.87704004	4.42013086	-4.20162274
H	-16.20251649	3.86116930	-5.22946915
H	-16.39400399	1.55048185	-2.24954628
H	-17.31617240	2.70351269	-3.23425525
H	-16.01597950	3.27530348	-2.18266853
H	-13.78926197	-2.27183328	-3.75296920
H	-13.78309472	2.26263278	3.76009732
H	-10.36555697	0.94505985	3.37260753
H	-11.67974782	1.22546397	4.50579875
H	-13.75238979	-4.42096984	-0.04548336
H	-10.37136152	-3.39047406	0.95559040
H	-11.69156340	-4.51651609	1.23697951
H	-13.75837151	-0.03649381	4.39082101
H	-14.55818810	-5.88134379	-3.07727883
H	-14.85406994	-5.97550961	-1.33581213
H	-16.21665796	-6.00453519	-2.46210811
H	-15.29800779	-3.81500258	-4.40675280
H	-16.04242059	-2.44005498	-3.56480872
H	-16.91174085	-3.97075237	-3.70805188
H	-16.37198821	-2.51880178	-1.01981241
H	-17.29730278	-4.01249685	-1.26892989
H	-15.95905924	-3.98093891	-0.11475119
H	-13.80639508	-3.74482025	2.24442835
H	-14.60540770	-3.04190449	5.85487683
H	-16.26175027	-2.41661238	5.95259798
H	-14.89288356	-1.29814006	5.93028951
H	-15.32680927	-4.38550367	3.78719410
H	-16.93843784	-3.67830145	3.92680100
H	-16.05848699	-3.54868000	2.40147323
H	-15.96416220	-0.08834884	3.90754993
H	-17.31105568	-1.23301525	3.93890272
H	-16.36898804	-1.00763312	2.45192059
H	-16.38788543	2.50676671	1.05792168
H	-17.30431629	4.00585716	1.30762395
H	-15.98011213	3.95994295	0.13830078
H	-14.85033543	5.95850455	1.32967764
H	-14.53525763	5.87664194	3.06838083
H	-16.19993914	6.00302889	2.47089340
H	-16.03636336	2.44780421	3.59767326
H	-15.26841848	3.82108897	4.42252678
H	-16.88904820	3.98708814	3.74235606
H	-5.68420494	-1.60894427	-4.26122205
H	-1.49528444	-2.49176472	-3.79956828
H	-3.57218738	-2.58652200	-5.15016843
H	-5.68517386	1.59850480	4.26596577

SUPPORTING INFORMATION

H	-1.49716020	2.48517013	3.80375925
H	-3.57411458	2.57858211	5.15434105
H	-5.68751404	4.25720962	-1.60145629
H	-1.49884833	3.79780647	-2.48637853
H	-3.57667978	5.14702333	-2.58055539
H	-5.68205590	-4.26935092	1.60726575
H	-1.49372023	-3.80511478	2.49135974
H	-3.56999316	-5.15666168	2.58617630
H	-1.23305392	-3.99606214	-2.18982565
H	2.96030840	-4.36195034	-1.29577904
H	0.87054293	-5.31958023	-2.22800165
H	-1.23635117	3.98902620	2.19396511
H	2.95628360	4.35910436	1.29830459
H	0.86589436	5.31467724	2.23122887
H	-1.23679794	2.18808573	-3.99037381
H	2.95658662	1.29543787	-4.35927275
H	0.86578796	2.22682266	-5.31545661
H	-1.23272950	-2.19502815	3.99498353
H	2.95995085	-1.29828451	4.36194785
H	0.87049230	-2.23165404	5.31912413
H	3.21999580	-4.46043556	0.89804509
H	7.41357085	-4.17433342	1.82065057
H	5.31675860	-5.49933666	1.73320885
H	3.21494983	4.45778994	-0.89555770
H	7.40832691	4.17589610	-1.82033137
H	5.31022633	5.49878144	-1.73182157
H	3.21673537	-0.89832077	-4.45778008
H	7.41076436	-1.81983943	-4.17490400
H	5.31289111	-1.73302839	-5.49826592
H	3.21817487	0.89558780	4.46035328
H	7.41112753	1.82130935	4.17527662
H	5.31404672	1.73234490	5.49975143
H	7.67613246	-2.82670603	3.55870417
H	11.86435596	-1.98746162	4.09706621
H	9.76124957	-3.05051981	4.88856338
H	7.67121730	2.82845569	-3.55853917
H	11.85999570	1.99349598	-4.09924278
H	9.75534994	3.05435722	-4.88959225
H	7.67470585	-3.55777915	-2.82736120
H	11.86373328	-4.09512854	-1.99149021
H	9.75994669	-4.88717427	-3.05279294
H	7.67263296	3.55954512	2.82767194
H	11.86061923	4.10123160	1.98938560
H	9.75663462	4.89107773	3.05193154
H	12.00076955	0.25992889	4.47118118
H	16.09780094	1.59963147	4.40728644
H	13.93618258	1.23776077	5.66572888
H	11.99847726	-0.25378984	-4.47335822

SUPPORTING INFORMATION

H	16.09692611	-1.58925774	-4.41178206
H	13.93420499	-1.22967887	-5.66898506
H	12.00200026	-4.46912800	0.25580728
H	16.10008910	-4.40428739	1.59222561
H	13.93845725	-5.66321608	1.23213504
H	11.99725020	4.47539166	-0.25799482
H	16.09464636	4.41474972	-1.59673060
H	13.93192937	5.67146246	-1.23541489
H	16.15939342	0.96241257	1.97680191
H	16.15926382	-0.95188615	-1.98135508
H	16.16063307	-1.97380641	0.95488381
H	16.15804275	1.98433444	-0.95942414

NBP with 13 nickel atoms

C	11.29599139	3.85170275	-1.41905649
C	11.34696137	2.54827933	-0.94435820
N	10.30020734	1.92292248	-0.37759292
C	9.10764026	2.58879189	-0.21020265
C	8.99778227	3.92105641	-0.67505817
C	10.08024894	4.52865041	-1.27950866
C	11.29599372	-3.85169924	1.41905876
C	11.34696280	-2.54827584	0.94436019
N	10.30020835	-1.92291989	0.37759515
C	9.10764127	-2.58878934	0.21020599
C	8.99778402	-3.92105384	0.67506175
C	10.08025132	-4.52864720	1.27951182
C	11.29239611	-1.42865394	-3.84928947
C	11.34446286	-0.95191624	-2.54673703
N	10.29963662	-0.37987668	-1.92284878
C	9.10709161	-0.21173654	-2.58869173
C	8.99640747	-0.67794253	-3.92038966
C	10.07739366	-1.28627450	-4.52689474
C	11.29239198	1.42866181	3.84929332
C	11.34446001	0.95192231	2.54674150
N	10.29963477	0.37988106	1.92285343
C	9.10708965	0.21174034	2.58869576
C	8.99640424	0.67794712	3.92039329
C	10.07738938	1.28628129	4.52689816
N	8.08924944	1.87654218	0.33420911
N	8.08949382	0.33437388	-1.87655525
N	8.08949276	-0.33437137	1.87655890
N	8.08924997	-1.87653993	-0.33420537
C	7.00739768	3.66129669	1.63188956
C	6.98519594	2.43724449	0.94906564
N	5.84739363	1.68631867	0.93762146
C	4.66593628	3.36713957	2.16748678
C	5.82693151	4.12092262	2.21225186
C	7.00739985	-3.66129521	-1.63188608

SUPPORTING INFORMATION

C	6.98519721	-2.43724288	-0.94906226
N	5.84739447	-1.68631775	-0.93761858
C	4.66593858	-3.36713932	-2.16748446
C	5.82693431	-4.12092177	-2.21224897
C	7.00739942	1.63132887	-3.66160977
C	6.98531696	0.94897865	-2.43731031
N	5.84752650	0.93763326	-1.68633165
C	4.66597191	2.16708588	-3.36737592
C	5.82688631	2.21156603	-4.12130558
C	7.00739926	-1.63132793	3.66161266
C	6.98531648	-0.94897735	2.43731338
N	5.84752613	-0.93763258	1.68633449
C	4.66597241	-2.16708728	3.36737786
C	5.82688668	-2.21156651	4.12130785
Ni	10.46956380	0.00000164	0.00000204
Ni	8.12468701	0.00000128	0.00000194
C	4.69058437	2.09742827	1.55011299
C	4.69058575	-2.09742817	-1.55011054
C	4.69067206	1.55000272	-2.09751622
C	4.69067212	-1.55000328	2.09751855
N	3.62112593	1.25412304	1.44798965
N	3.62121617	1.44798110	-1.25417246
N	3.62121623	-1.44798174	1.25417483
N	3.62112674	-1.25412361	-1.44798738
C	2.55463932	1.73092936	3.61656289
C	2.52967722	1.26378431	2.29274682
N	1.38464553	0.70378237	1.79912470
C	0.20953740	1.17434074	3.83209916
C	1.37755858	1.70209202	4.35866425
C	2.55464127	-1.73092979	-3.61656111
C	2.52967851	-1.26378478	-2.29274499
N	1.38464657	-0.70378277	-1.79912344
C	0.20953939	-1.17434160	-3.83209849
C	1.37756100	-1.70209243	-4.35866314
C	2.55461628	3.61643202	-1.73126595
C	2.52971740	2.29268211	-1.26392991
N	1.38470486	1.79910394	-0.70382791
C	0.20953891	3.83200481	-1.17456365
C	1.37752344	4.35851721	-1.70245152
C	2.55461716	-3.61643307	1.73126679
C	2.52971763	-2.29268294	1.26393139
N	1.38470506	-1.79910470	0.70382929
C	0.20954018	-3.83200685	1.17456407
C	1.37752482	-4.35851895	1.70245192
Ni	5.86007986	0.00000058	0.00000151
Ni	3.61938186	-0.00000067	0.00000120
C	0.23170794	0.61652726	2.53655679
C	0.23170917	-0.61652868	-2.53655590

SUPPORTING INFORMATION

C	0.23174733	2.53652016	-0.61661978
C	0.23174809	-2.53652198	0.61662073
N	-0.84280504	0.04088812	1.91459863
N	-0.84275516	1.91459440	-0.04090779
N	-0.84275481	-1.91459713	0.04090864
N	-0.84280459	-0.04089101	-1.91459771
C	-1.90247855	-1.00125604	3.88005598
C	-1.92926618	-0.50154950	2.56698658
N	-3.07696084	-0.61386194	1.83134040
C	-4.24813090	-1.56554253	3.69032908
C	-3.07711766	-1.50309696	4.43017618
C	-1.90247744	1.00125383	-3.88005495
C	-1.92926526	0.50154761	-2.56698543
N	-3.07695979	0.61386111	-1.83133914
C	-4.24812969	1.56554088	-3.69032833
C	-3.07711633	1.50309504	-4.43017528
C	-1.90247419	3.88010013	1.00109722
C	-1.92923636	2.56699642	0.50147957
N	-3.07692653	1.83134139	0.61384074
C	-4.24811662	3.69035968	1.56543665
C	-3.07711717	4.43022506	1.50292521
C	-1.90247469	-3.88010241	-1.00109531
C	-1.92923657	-2.56699847	-0.50147823
N	-3.07692637	-1.83134259	-0.61383959
C	-4.24811666	-3.69036147	-1.56543533
C	-3.07711758	-4.43022731	-1.50292341
Ni	1.38388852	0.00000041	0.00000061
Ni	-0.84706786	-0.00000235	0.00000028
C	-4.22764655	-1.15651028	2.34141621
C	-4.22764556	1.15650883	-2.34141542
C	-4.22762036	2.34142847	1.15646755
C	-4.22762007	-2.34143017	-1.15646658
N	-5.30548331	-1.19535070	1.49631874
N	-5.30545532	1.49632280	1.19534247
N	-5.30545527	-1.49632488	-1.19534214
N	-5.30548273	1.19534846	-1.49631832
C	-6.36041165	-3.26145512	2.32715137
C	-6.38858944	-2.03208666	1.64511322
N	-7.53798624	-1.64656974	1.01039907
C	-8.70501342	-3.57560437	1.81686359
C	-7.53217995	-4.00305111	2.42215479
C	-6.36040895	3.26145470	-2.32714921
C	-6.38858796	2.03208573	-1.64511199
N	-7.53798518	1.64656967	-1.01039811
C	-8.70501078	3.57560531	-1.81686226
C	-7.53217667	4.00305157	-2.42215264
C	-6.36040705	2.32722148	3.26140792
C	-6.38857182	1.64514022	2.03206298

SUPPORTING INFORMATION

N	-7.53796703	1.01040698	1.64656231
C	-8.70500416	1.81691337	3.57557280
C	-7.53217741	2.42223271	4.00299981
C	-6.36040811	-2.32722409	-3.26140659
C	-6.38857214	-1.64514192	-2.03206214
N	-7.53796666	-1.01040727	-1.64656155
C	-8.70500464	-1.81691381	-3.57557178
C	-7.53217852	-2.42223455	-4.00299849
Ni	-3.07907891	0.00000046	0.00000089
Ni	-5.30949675	-0.00000183	-0.00000014
C	-8.68634225	-2.39220510	1.05249491
C	-8.68634077	2.39220569	-1.05249410
C	-8.68632706	1.05251514	2.39219306
C	-8.68632680	-1.05251514	-2.39219232
N	-9.76808358	-1.87673274	0.38584782
N	-9.76806792	0.38585308	1.87673208
N	-9.76806733	-0.38585224	-1.87673184
N	-9.76808257	1.87673350	-0.38584769
C	-10.81654225	-3.99099956	-0.32730248
C	-10.84692830	-2.61312497	-0.04255836
N	-11.99886869	-1.91146109	-0.27286862
C	-13.15767738	-3.89997677	-0.93464942
C	-11.98256760	-4.61656748	-0.75157046
C	-10.81654146	3.99100040	0.32730233
C	-10.84692734	2.61312592	0.04255792
N	-11.99886784	1.91146207	0.27286765
C	-13.15767685	3.89997748	0.93464847
C	-11.98256707	4.61656817	0.75157006
C	-10.81654040	-0.32725686	3.99100583
C	-10.84691845	-0.04253765	2.61312574
N	-11.99885768	-0.27286085	1.91146120
C	-13.15767400	-0.93461276	3.89998187
C	-11.98256786	-0.75151770	4.61657481
C	-10.81653807	0.32725890	-3.99100582
C	-10.84691729	0.04253917	-2.61312592
N	-11.99885684	0.27286245	-1.91146200
C	-13.15767124	0.93461664	-3.89998298
C	-11.98256485	0.75152111	-4.61657525
Ni	-7.54231941	0.00000035	0.00000061
Ni	-9.77657624	0.00000023	-0.00000002
C	-13.14159415	-2.50738103	-0.72916773
C	-13.14159362	2.50738170	0.72916642
C	-13.14158579	-0.72915170	2.50738334
C	-13.14158441	0.72915418	-2.50738456
N	-14.22961237	-1.68856960	-0.88841125
N	-14.22960263	-0.88840661	1.68857042
N	-14.22960168	0.88840827	-1.68857230
N	-14.22961168	1.68857022	0.88840902

SUPPORTING INFORMATION

C	-15.16361704	-2.71532289	-2.91832864
C	-15.26555134	-1.92555105	-1.74903698
N	-16.43900893	-1.27036362	-1.49388729
C	-17.44227481	-2.17589124	-3.47443579
C	-16.24551051	-2.83842251	-3.77006187
C	-15.16361603	2.71532162	2.91832742
C	-15.26555060	1.92555110	1.74903502
N	-16.43900845	1.27036481	1.49388424
C	-17.44227602	2.17589551	3.47443058
C	-16.24551045	2.83842314	3.77005924
C	-15.16361222	-2.91830958	2.71534579
C	-15.26554362	-1.74902757	1.92555929
N	-16.43900036	-1.49388431	1.27036625
C	-17.44226846	-3.47442266	2.17591464
C	-16.24550617	-3.77004112	2.83845285
C	-15.16361286	2.91831108	-2.71534733
C	-15.26554330	1.74902830	-1.92556189
N	-16.43900046	1.49388312	-1.27037084
C	-17.44227100	3.47442028	-2.17591846
C	-16.24550818	3.77004091	-2.83845474
Ni	-12.01967340	0.00000077	-0.00000031
Ni	-14.28199959	0.00000020	-0.00000090
Ni	-16.63141010	-0.00000047	-0.00000156
C	-17.48685063	1.39312790	2.33386788
C	-17.48684127	-2.33386888	1.39313400
C	-17.48684291	2.33386574	-1.39313878
C	-17.48684963	-1.39312337	-2.33387339
C	14.29866238	2.05339179	-2.48927309
C	13.68396263	2.36703039	-1.27815482
C	15.54728235	2.62200856	-2.76578692
C	13.68834580	1.04781491	-3.44664764
C	14.29185208	3.20739021	-0.33506208
O	12.45401373	1.76750352	-0.99747405
C	16.18593991	3.48224165	-1.87177583
C	14.28245791	-0.32957294	-3.20057958
C	15.52965090	3.75913637	-0.66458189
C	13.70830160	3.45112196	1.04747216
C	17.56073203	4.10168457	-2.15170358
C	13.68388304	-1.27600086	-2.36415962
C	15.53002175	-0.64198759	-3.75223748
C	14.31226096	2.48464438	2.04888599
C	17.43252540	5.64005478	-2.17341568
C	18.14119476	3.64138294	-3.49889608
C	18.54056943	3.68124100	-1.03399246
C	14.31226223	-2.48464003	-2.04888478
O	12.45065557	-1.00918431	-1.76500233
C	13.68388145	1.27600577	2.36416262
C	15.56035985	2.74284643	2.61563158

SUPPORTING INFORMATION

C	15.56036022	-2.74284233	-2.61563259
C	13.70830361	-3.45111903	-1.04747158
C	14.28245897	0.32957632	3.20057894
O	12.45065303	1.00919002	1.76500678
C	16.19529338	1.83836939	3.47569478
C	14.29185335	-3.20738817	0.33506342
C	15.53002545	0.64198926	3.75223224
C	13.68834628	-1.04781107	3.44664785
C	17.57837147	2.17113914	4.04911681
C	13.68396384	-2.36702705	1.27815531
C	15.52965048	-3.75913699	0.66458578
C	14.29866249	-2.05338878	2.48927412
C	18.11998438	1.04833156	4.94900391
C	17.48924363	3.46653902	4.88409197
C	18.56890280	2.37612557	2.88164432
O	12.45401531	-1.76749989	0.99747387
C	16.18593790	-3.48224309	1.87178104
C	15.54728065	-2.62200805	2.76579025
C	17.56072611	-4.10169190	2.15171535
C	17.43251350	-5.64006177	2.17342067
C	18.14118026	-3.64139745	3.49891396
C	18.54057404	-3.68124764	1.03401379
C	16.19529354	-1.83836443	-3.47569519
C	17.57835829	-2.17114415	-4.04914418
C	18.56893524	-2.37608573	-2.88170178
C	17.48920584	-3.46657219	-4.88407210
C	18.11993385	-1.04836281	-4.94908637
Cl	-19.39558752	-0.00000160	-0.00000003
H	12.16681960	4.30677402	-1.86863649
H	8.04639005	4.42677988	-0.58980404
H	9.98369241	5.53966779	-1.66326673
H	12.16682230	-4.30677038	1.86863806
H	8.04639201	-4.42677785	0.58980836
H	9.98369542	-5.53966467	1.66326987
H	12.16230075	-1.88116769	-4.30329815
H	8.04532985	-0.59105696	-4.42642685
H	9.97992779	-1.67126009	-5.53735778
H	12.16229561	1.88117724	4.30330209
H	8.04532662	0.59106039	4.42643030
H	9.97992255	1.67126774	5.53736079
H	7.92819805	4.22295137	1.70727840
H	3.73957116	3.74002965	2.58019199
H	5.81661371	5.08765116	2.70748044
H	7.92820054	-4.22294944	-1.70727445
H	3.73957385	-3.74002991	-2.58019009
H	5.81661731	-5.08765028	-2.70747762
H	7.92817641	1.70649093	-4.22335283
H	3.73959157	2.57972782	-3.74030250

SUPPORTING INFORMATION

H	5.81646184	2.70646927	-5.08819926
H	7.92817625	-1.70648899	4.22335589
H	3.73959246	-2.57973041	3.74030408
H	5.81646237	-2.70647020	5.08820130
H	3.47778096	2.09481613	4.04441162
H	-0.71554894	1.19249262	4.38992658
H	1.37422009	2.10189401	5.36882382
H	3.47778317	-2.09481650	-4.04440934
H	-0.71554675	-1.19249369	-4.38992625
H	1.37422317	-2.10189416	-5.36882281
H	3.47773021	4.04425700	-2.09525396
H	-0.71555408	4.38982179	-1.19272799
H	1.37414625	5.36862533	-2.10238292
H	3.47773134	-4.04425768	2.09525458
H	-0.71555256	-4.38982424	1.19272796
H	1.37414814	-5.36862728	2.10238282
H	-0.97793513	-0.99956068	4.43919737
H	-5.17228874	-1.91100218	4.13064300
H	-3.07734737	-1.85172786	5.45919232
H	-0.97793409	0.99955775	-4.43919644
H	-5.17228752	1.91100025	-4.13064251
H	-3.07734587	1.85172569	-5.45919152
H	-0.97794271	4.43926240	0.99935185
H	-5.17227571	4.13067818	1.91088789
H	-3.07736138	5.45926222	1.85149399
H	-0.97794329	-4.43926480	-0.99934951
H	-5.17227589	-4.13067965	-1.91088658
H	-3.07736201	-5.45926460	-1.85149181
H	-5.43508448	-3.61824116	2.75592626
H	-9.62789225	-4.12609808	1.92957622
H	-7.52961053	-4.93448427	2.98153095
H	-5.43508142	3.61824030	-2.75592364
H	-9.62788918	4.12609962	-1.92957532
H	-7.52960635	4.93448506	-2.98152824
H	-5.43508591	2.75602039	3.61818163
H	-9.62788357	1.92963249	4.12606430
H	-7.52961524	2.98163850	4.93441520
H	-5.43508739	-2.75602413	-3.61818001
H	-9.62788421	-1.92963213	-4.12606319
H	-7.52961688	-2.98164083	-4.93441359
H	-9.89055790	-4.53924417	-0.22970520
H	-14.07865900	-4.39080840	-1.21713248
H	-11.97435477	-5.68609278	-0.94245503
H	-9.89055716	4.53924516	0.22970572
H	-14.07865858	4.39080898	1.21713142
H	-11.97435429	5.68609342	0.94245489
H	-9.89055922	-0.22964846	4.53925395
H	-14.07865667	-1.21709122	4.39081421

SUPPORTING INFORMATION

H	-11.97435969	-0.94238402	5.68610342
H	-9.89055668	0.22964975	-4.53925342
H	-14.07865334	1.21709599	-4.39081589
H	-11.97435583	0.94238815	-5.68610373
H	-14.21743542	-3.18587131	-3.15000115
H	-18.31476781	-2.25192658	-4.11195182
H	-16.15287628	-3.43492621	-4.67313855
H	-14.21743378	3.18586820	3.15000139
H	-18.31477014	2.25193328	4.11194476
H	-16.15287618	3.43492600	4.67313648
H	-14.21743187	-3.14997624	3.18589985
H	-18.31476188	-4.11193754	2.25195501
H	-16.15287395	-4.67311047	3.43496796
H	-14.21743251	3.14997997	-3.18590033
H	-18.31476516	4.11193397	-2.25195980
H	-16.15287671	4.67311084	-3.43496910
H	-18.37602060	0.85074989	2.02601974
H	-18.37601028	-2.02603039	0.85074883
H	-18.37601129	2.02602324	-0.85075474
H	-18.37601880	-0.85074203	-2.02602865
H	16.01842986	2.37324260	-3.70833103
H	12.60449231	1.03905990	-3.34380231
H	13.91500670	1.34868139	-4.47379379
H	16.00012906	4.41686385	0.05891571
H	12.62320762	3.35971404	1.04298258
H	13.94646455	4.47460680	1.35166358
H	15.98761301	0.09048363	-4.40528143
H	16.74549119	5.96262187	-2.96195700
H	17.05713595	6.02764156	-1.22191529
H	18.40796661	6.10075279	-2.36071884
H	17.50407689	3.93639822	-4.33860244
H	19.12224186	4.09993974	-3.65247446
H	18.27495606	2.55494102	-3.53175908
H	18.21195798	4.03416404	-0.05266322
H	19.53419735	4.10053372	-1.22256951
H	18.63098503	2.59168211	-0.98368731
H	16.04775030	3.68060654	2.37010674
H	16.04774464	-3.68060831	-2.37011883
H	12.62320968	-3.35971116	-1.04298205
H	13.94646645	-4.47460353	-1.35166420
H	15.98761830	-0.09048297	4.40527378
H	12.60449279	-1.03905576	3.34380263
H	13.91500718	-1.34867703	4.47379416
H	16.00012789	-4.41686701	-0.05890990
H	17.47005328	0.86884661	5.81128654
H	18.23274713	0.10765219	4.39974669
H	19.10605221	1.32721860	5.33139326
H	16.79386186	3.34412114	5.72034949

SUPPORTING INFORMATION

H	18.47201918	3.72428193	5.29210598
H	17.14528990	4.31297879	4.28280275
H	18.26480464	3.20156112	2.23235680
H	19.56803877	2.60482780	3.26661610
H	18.63621563	1.47437220	2.26497520
H	16.01842663	-2.37324350	3.70833558
H	16.74547368	-5.96262933	2.96195692
H	17.05712770	-6.02764309	1.22191662
H	18.40795190	-6.10076433	2.36072730
H	17.50405932	-3.93642082	4.33861518
H	19.12222831	-4.09995162	3.65249416
H	18.27493743	-2.55495524	3.53178475
H	18.21197222	-4.03416927	0.05268109
H	19.53419989	-4.10054113	1.22259987
H	18.63099080	-2.59168873	0.98371068
H	18.26487269	-3.20150230	-2.23237517
H	19.56805787	-2.60479309	-3.26670505
H	18.63626585	-1.47431125	-2.26506571
H	17.14527127	-4.31298925	-4.28273869
H	18.47196790	-3.72432853	-5.29211011
H	16.79379486	-3.34418535	-5.72030996
H	19.10599315	-1.32725355	-5.33149502
H	17.46997935	-0.86891528	-5.81135856
H	18.23269882	-0.10766286	-4.39986374

NBP₂₁

C	20.23448666	3.86900654	-1.40686014
C	20.28806908	2.56586809	-0.93185009
N	19.24217184	1.93777050	-0.36676824
C	18.04735713	2.60033480	-0.20132659
C	17.93495406	3.93255659	-0.66614220
C	19.01667317	4.54281511	-1.26904508
C	20.24840603	-3.83326272	1.43466073
C	20.29720416	-2.52977602	0.96004690
N	19.25088241	-1.90761001	0.38923162
C	18.06079702	-2.57695350	0.21718628
C	17.95344008	-3.90987556	0.68112152
C	19.03527920	-4.51401926	1.28996818
C	20.25240201	-1.41262432	-3.83464676
C	20.29976480	-0.93551615	-2.53210531
N	19.25225928	-0.36520896	-1.91135861
C	18.06116051	-0.19916587	-2.58053370
C	17.95540904	-0.66536314	-3.91277327
C	19.03910817	-1.27208218	-4.51588819
C	20.22327969	1.44823230	3.86265503
C	20.28044882	0.97159545	2.56034482
N	19.23961411	0.39537192	1.93384293

SUPPORTING INFORMATION

C	18.04587787	0.22238864	2.59657578
C	17.93028783	0.68762934	3.92834237
C	19.00717560	1.30051564	4.53736078
N	17.03023443	1.88523457	0.34105438
N	17.04080925	0.34475652	-1.87111634
N	17.03244163	-0.32718594	1.88167661
N	17.04251897	-1.86748902	-0.33047885
C	15.93917027	3.66638456	1.63625321
C	15.92259231	2.44265259	0.95302683
N	14.78737329	1.68808603	0.93821789
C	13.59730308	3.36413828	2.16614309
C	14.75543686	4.12178420	2.21383679
C	15.96926109	-3.65414418	-1.63243070
C	15.94141293	-2.43084233	-0.94863359
N	14.80163541	-1.68303809	-0.93959597
C	13.62851363	-3.36641060	-2.17449293
C	14.79171915	-4.11671142	-2.21667400
C	15.95866342	1.63848048	-3.65867509
C	15.93589414	0.95604372	-2.43456382
N	14.79667093	0.94130798	-1.68602596
C	13.61488922	2.16718145	-3.36944797
C	14.77716085	2.21516736	-4.12083498
C	15.94968164	-1.62895952	3.66264658
C	15.92830933	-0.94542890	2.43914020
N	14.79258018	-0.93653924	1.68517396
C	13.61087870	-2.17240709	3.36177969
C	14.76977237	-2.21371784	4.11866457
Ni	19.41586602	0.01561104	0.01170476
Ni	17.07133473	0.00878351	0.00547356
C	13.62754434	2.09449098	1.54824676
C	13.64749580	-2.09721586	-1.55543317
C	13.63858192	1.54990982	-2.09941340
C	13.63657459	-1.55347956	2.09257278
N	12.56190889	1.24734198	1.44395997
N	12.56812112	1.44447024	-1.25831235
N	12.56928324	-1.45443477	1.24688538
N	12.57535476	-1.25771183	-1.45494581
C	11.48901292	1.71977036	3.61070092
C	11.46806703	1.25449675	2.28645774
N	10.32558949	0.69327684	1.78911433
C	9.14496732	1.15533459	3.82047856
C	10.30981217	1.68640049	4.34994375
C	11.51489895	-1.73429061	-3.62613193
C	11.48550342	-1.26842888	-2.30205188
N	10.33852353	-0.71075358	-1.81041445
C	9.16908123	-1.18334592	-3.84681326
C	10.33954167	-1.70743398	-4.37123603
C	11.49565621	3.61041144	-1.73774819

SUPPORTING INFORMATION

C	11.47435244	2.28678365	-1.27048639
N	10.32997033	1.79023885	-0.71248832
C	9.14833537	3.81800681	-1.18508717
C	10.31542637	4.34822034	-1.71087449
C	11.50816755	-3.62610697	1.71735944
C	11.47925690	-2.30161805	1.25287280
N	10.33422132	-1.80936260	0.69166938
C	9.16576546	-3.84924502	1.15412113
C	10.33387646	-4.37268953	1.68396875
Ni	14.80690728	0.00335209	-0.00051366
Ni	12.56637711	-0.00704682	-0.00554126
C	9.17134601	0.59900033	2.52391489
C	9.18653604	-0.62729698	-2.55018862
C	9.17371900	2.52231780	-0.62688155
C	9.18423946	-2.55188978	0.59961675
N	8.10168003	0.01823108	1.89992862
N	8.10169024	1.89581921	-0.05246308
N	8.10884318	-1.93390975	0.02309535
N	8.10880524	-0.05729006	-1.92956379
C	7.04001796	-1.02736557	3.86254628
C	7.01368467	-0.52475150	2.55102069
N	5.86706680	-0.63428335	1.81393878
C	4.69582593	-1.59643241	3.66765803
C	5.86477244	-1.53234330	4.40973545
C	7.05001158	0.98606958	-3.89494806
C	7.02259903	0.48621062	-2.58210275
N	5.87492767	0.59922930	-1.84673283
C	4.70303031	1.54640618	-3.70771634
C	5.87491836	1.48628916	-4.44609617
C	7.03703187	3.86041412	0.99039246
C	7.01394270	2.54807830	0.48947866
N	5.86733440	1.81175275	0.59965967
C	4.68960553	3.66479589	1.55040263
C	5.85910215	4.40691698	1.49010055
C	7.05311880	-3.89741272	-1.02302080
C	7.02243546	-2.58536484	-0.52150163
N	5.87473330	-1.84927759	-0.63398506
C	4.70951875	-3.71074505	-1.59314624
C	5.88083170	-4.44910742	-1.52895725
Ni	10.33098963	-0.00515727	-0.01000230
Ni	8.10041794	-0.02491423	-0.01584975
C	4.71708103	-1.18439780	2.31903971
C	4.72262369	1.13717563	-2.35849977
C	4.71352608	2.31552249	1.14093128
C	4.72631073	-2.36228938	-1.18100990
N	3.64309993	-1.22861036	1.47110373
N	3.64089614	1.46477218	1.17884142
N	3.64643586	-1.52144178	-1.22132977

SUPPORTING INFORMATION

N	3.64415042	1.17132191	-1.51478870
C	2.58372564	-3.29144628	2.30269121
C	2.55663566	-2.06274542	1.62060101
N	1.40878409	-1.67342342	0.98584005
C	0.24004871	-3.60415760	1.78843066
C	1.41024480	-4.03144512	2.39728635
C	2.58594763	3.23674680	-2.34678923
C	2.56081671	2.00931996	-1.66177750
N	1.41359645	1.62621743	-1.02270666
C	0.23974047	3.54650611	-1.83658854
C	1.41125756	3.97435142	-2.44370205
C	2.58205774	2.29656806	3.24509650
C	2.55672825	1.61471242	2.01618540
N	1.40837271	0.98078113	1.62977664
C	0.23569724	1.78425382	3.55398862
C	1.40663964	2.39168942	3.98242808
C	2.58793177	-2.35221693	-3.28388124
C	2.56088920	-1.66766896	-2.05629000
N	1.41412038	-1.02796025	-1.67006987
C	0.24445122	-1.83973821	-3.59752249
C	1.41528892	-2.44803892	-4.02440425
Ni	5.86899215	-0.01074547	-0.01429667
Ni	3.63991578	-0.03611688	-0.02493114
C	0.26027721	-2.42145422	1.02155106
C	0.26150964	2.36638904	-1.06626119
C	0.25732884	1.01622361	2.37207894
C	0.26461743	-1.07136909	-2.41605664
N	-0.81710017	-1.91026317	0.34698781
N	-0.81693254	0.33971046	1.85577237
N	-0.81583431	-0.40243780	-1.90277286
N	-0.81578072	1.84830945	-0.39508797
C	-1.87885035	-4.02271102	-0.34238155
C	-1.90364556	-2.64228301	-0.07554061
N	-3.05068115	-1.93394928	-0.31301561
C	-4.22197696	-3.92870309	-0.93766386
C	-3.05216779	-4.64896838	-0.74609087
C	-1.87027172	3.96685708	0.29913998
C	-1.89615534	2.58610138	0.03315992
N	-3.04463634	1.88409394	0.27686608
C	-4.21620678	3.87662857	0.89295136
C	-3.04383754	4.59392758	0.70159099
C	-1.87399877	-0.35213152	3.97304551
C	-1.90031246	-0.08299170	2.59316098
N	-3.04994282	-0.31810293	1.89014923
C	-4.21990020	-0.94377300	3.88159459
C	-3.04811233	-0.75428001	4.59965568
C	-1.87478399	0.29071675	-4.01607040
C	-1.89933994	0.02603402	-2.63499467

SUPPORTING INFORMATION

N	-3.04527715	0.27166455	-1.92757999
C	-4.21799448	0.88782504	-3.92318752
C	-3.04748981	0.69503895	-4.64267923
Ni	1.40965088	-0.01535008	-0.01461355
Ni	-0.81919765	-0.03873253	-0.02880498
C	-4.19963640	-2.53038782	-0.76419315
C	-4.19528872	2.47807151	0.72262931
C	-4.19933396	-0.77005429	2.48320539
C	-4.19545827	0.71690043	-2.52479712
N	-5.27859316	-1.70486210	-0.94856851
N	-5.27581148	-0.95543202	1.65437863
N	-5.27526263	0.89758136	-1.69852372
N	-5.27252177	1.64847272	0.90471911
Ni	-3.04938809	-0.01638753	-0.01240007
Ni	-5.27815582	-0.03515154	-0.02832300
C	23.24537661	2.07698320	-2.46972415
C	22.62631596	2.39051707	-1.26074116
C	24.49317810	2.64871133	-2.74347381
C	22.64047294	1.06841348	-3.42741267
C	23.22943123	3.23365764	-0.31697703
O	21.39743489	1.78790405	-0.98291035
C	25.12691347	3.51192135	-1.84884976
C	23.23787219	-0.30699163	-3.17789594
C	24.46655641	3.78849591	-0.64380551
C	22.64147763	3.47716405	1.06377104
C	26.50069243	4.13494689	-2.12591060
C	22.63951063	-1.25423796	-2.34213955
C	24.48813054	-0.61621937	-3.72523792
C	23.24550589	2.51353157	2.06791458
C	26.36793922	5.67286991	-2.15084366
C	27.08651646	3.67389388	-3.47054416
C	27.47857457	3.71952905	-1.00458962
C	23.27090952	-2.46040828	-2.02318665
O	21.40385884	-0.99069189	-1.74696455
C	22.61932966	1.30369206	2.38324146
C	24.49150368	2.77570944	2.63740824
C	24.52170001	-2.71527011	-2.58545186
C	22.66674198	-3.42760277	-1.02254261
C	23.21848266	0.35984159	3.22226553
O	21.38851016	1.03310091	1.78125660
C	25.12659671	1.87407632	3.50030390
C	23.24558844	-3.18095056	0.36147635
C	24.46380670	0.67628962	3.77668709
C	22.62751815	-1.01892423	3.46850488
C	26.50726105	2.21135770	4.07694794
C	22.63257142	-2.34117629	1.30185462
C	24.48392073	-3.72895994	0.69519205
C	23.24325223	-2.02411194	2.51417641

SUPPORTING INFORMATION

C	27.04967393	1.09110190	4.97954776
C	26.41232396	3.50742162	4.91024448
C	27.50031508	2.41782949	2.91186821
O	21.40182680	-1.74551733	1.01728232
C	25.13610216	-3.44865931	1.90382274
C	24.49269618	-2.58886586	2.79482775
C	26.51163211	-4.06427355	2.18867600
C	26.38667029	-5.60284537	2.21418605
C	27.08786391	-3.59907465	3.53601862
C	27.49335688	-3.64477088	1.07225201
C	25.15639801	-1.81001530	-3.44483817
C	26.54265629	-2.13885209	-4.01288021
C	27.53015491	-2.33591882	-2.84144826
C	26.46184579	-3.43721759	-4.84405278
C	27.08250392	-1.01665588	-4.91459724
H	21.10482157	4.32642111	-1.85502605
H	16.98211936	4.43579889	-0.58227981
H	18.91802664	5.55354854	-1.65304453
H	21.11880820	-4.28572733	1.88769417
H	17.00395877	-4.41852584	0.59199003
H	18.94029358	-5.52536032	1.67328885
H	21.12437922	-1.86373738	-4.28608496
H	17.00568405	-0.58008919	-4.42162215
H	18.94522154	-1.65732680	-5.52660156
H	21.09018495	1.90429355	4.31886241
H	16.97837231	0.59662107	4.43208989
H	18.90563522	1.68501079	5.54761858
H	16.85791691	4.23105686	1.71424816
H	12.66871020	3.73341798	2.57710844
H	14.74054639	5.08840324	2.70919859
H	16.89194184	-4.21302894	-1.70558758
H	12.70426831	-3.74140200	-2.59005733
H	14.78562139	-5.08305367	-2.71275187
H	16.88039922	1.71645566	-4.21847822
H	12.68795881	2.57695628	-3.74418725
H	14.76722999	2.70990122	-5.08783744
H	16.86931803	-1.70168068	4.22660147
H	12.68489545	-2.58887937	3.73144682
H	14.75846058	-2.70965974	5.08503095
H	12.41018420	2.08538301	4.04135899
H	8.21889972	1.16873658	4.37680290
H	10.30278433	2.08510292	5.36054574
H	12.43990930	-2.09588203	-4.05190649
H	8.24506891	-1.20353419	-4.40634498
H	10.33957723	-2.10637679	-5.38175776
H	12.41776323	4.04165987	-2.10027825
H	8.22139924	4.37272732	-1.20482899
H	10.30911890	5.35817810	-2.11122179

SUPPORTING INFORMATION

H	12.43215310	-4.05114495	2.08244158
H	8.24261110	-4.41036139	1.16802211
H	10.33313312	-5.38369603	2.08167696
H	7.96399224	-1.02623479	4.42267122
H	3.77206070	-1.94639410	4.10515601
H	5.86322349	-1.88288439	5.43813170
H	7.97475078	0.98510794	-4.45375075
H	3.77832033	1.88899257	-4.14909411
H	5.87504679	1.83445239	-5.47530031
H	7.95992588	4.42231628	0.99114113
H	3.76414287	4.10296875	1.89510026
H	5.85553571	5.43592021	1.83888801
H	7.97885010	-4.45457083	-1.01980748
H	3.78664157	-4.15132861	-1.94157496
H	5.88305472	-5.47765420	-1.87901586
H	3.50853361	-3.64931596	2.73169620
H	-0.68332566	-4.15399552	1.89921977
H	1.41029876	-4.96170887	2.95868524
H	3.50943256	3.59472935	-2.77848611
H	-0.68491015	4.09316174	-1.95272701
H	1.41059158	4.90301352	-3.00777891
H	3.50588370	2.72603836	3.60499279
H	-0.68806715	1.89666345	4.10288887
H	1.40561298	2.95337097	4.91254969
H	3.51247007	-2.78319107	-3.63999187
H	-0.67958491	-1.95348018	-4.14566741
H	1.41587673	-3.01100707	-4.95371396
H	-0.95469282	-4.57345059	-0.24262605
H	-5.14612846	-4.42004951	-1.20553632
H	-3.05307423	-5.72238735	-0.91454731
H	-0.94659297	4.51810055	0.19766627
H	-5.13967553	4.37078179	1.15817890
H	-3.04338995	5.66763883	0.86837653
H	-0.94923984	-0.25526971	4.52334706
H	-5.14300935	-1.21171412	4.37487553
H	-3.04786481	-0.92395945	5.67290478
H	-0.95147728	0.18731550	-4.56753062
H	-5.14242037	1.15334353	-4.41534721
H	-3.04802167	0.86162506	-5.71639527
H	24.96763800	2.40009482	-3.68440053
H	21.55642545	1.05674089	-3.32730312
H	22.86894892	1.36853642	-4.45438484
H	24.93315771	4.44848272	0.08015365
H	21.55671846	3.38244588	1.05646044
H	22.87576483	4.50169829	1.36747710
H	24.94539472	0.11680219	-4.37789730
H	25.68233400	5.99189341	-2.94207013
H	25.98834667	6.06096454	-1.20121722

SUPPORTING INFORMATION

H	27.34254268	6.13625011	-2.33596163
H	26.45105349	3.96550476	-4.31268639
H	28.06667238	4.13507421	-3.62202274
H	27.22350733	2.58778418	-3.50101834
H	27.14613304	4.07341855	-0.02490354
H	28.47153663	4.14133467	-1.19112416
H	27.57197235	2.63033791	-0.95187617
H	24.97702333	3.71445963	2.39192234
H	25.01141424	-3.65103805	-2.33693040
H	21.58143606	-3.33904285	-1.02129946
H	22.90852899	-4.45074401	-1.32506039
H	24.92165736	-0.05412553	4.43185646
H	21.54398354	-1.01330826	3.36252469
H	22.85207536	-1.31776804	4.49671328
H	24.95811620	-4.38644242	-0.02610716
H	26.39795177	0.91073264	5.84029297
H	27.16654997	0.15011509	4.43168041
H	28.03393244	1.37324646	5.36424268
H	25.71495433	3.38401093	5.74470265
H	27.39326109	3.76833683	5.32069700
H	26.06766917	4.35225346	4.30709089
H	27.19546358	3.24151856	2.26073532
H	28.49776747	2.64997094	3.29917818
H	27.57189059	1.51550880	2.29651459
H	24.96056936	-2.33750511	3.73831681
H	25.69853037	-5.92476315	3.00203246
H	26.01410543	-5.99362102	1.26287218
H	27.36264766	-6.06106079	2.40484614
H	26.44958820	-3.89353794	4.37503359
H	28.06970382	-4.05480036	3.69300999
H	27.21875870	-2.51220981	3.56639510
H	27.16822334	-4.00158414	0.09117369
H	28.48754535	-4.06100022	1.26467457
H	27.58116103	-2.55515309	1.01880274
H	27.22677738	-3.15995687	-2.19006596
H	28.53141986	-2.56239190	-3.22223648
H	27.59210378	-1.43162062	-2.22794485
H	26.11980679	-4.28336610	-4.24126683
H	27.44701947	-3.69185786	-5.24823763
H	25.76850443	-3.32047800	-5.68281484
H	28.07065740	-1.29297374	-5.29349237
H	26.43418623	-0.84212664	-5.77911399
H	27.19027696	-0.07394733	-4.36783360
C	-6.32270391	2.82396893	2.80147508
C	-6.35109999	1.93956043	1.70785001
N	-7.50217359	1.24961177	1.44209762
C	-8.66967873	2.37815377	3.19828417
C	-7.49515717	3.04720726	3.51352471

SUPPORTING INFORMATION

C	-6.36523712	-1.98930557	-1.74246408
N	-7.51058835	-1.29011461	-1.46939003
C	-8.68696023	-2.41724413	-3.22635490
C	-7.51826238	-3.09402816	-3.54449225
C	-6.35553502	1.70026054	-1.98178999
N	-7.50231483	1.43662728	-1.28218034
C	-8.67359712	3.19177658	-2.41327345
C	-7.50201600	3.50576987	-3.08785429
C	-6.36072090	-1.74988254	1.94648841
N	-7.51042489	-1.47447406	1.25715794
C	-8.68294213	-3.23257363	2.38172780
C	-7.51118066	-3.55229090	3.05260502
C	-8.65140597	1.41845022	2.16721935
C	-8.66090788	-1.45743069	-2.19547866
C	-8.65174427	2.16194435	-1.45252388
C	-8.66052317	-2.20039333	1.42303517
N	-9.73080542	0.66800939	1.77328574
N	-9.73176334	1.76885169	-0.70238551
N	-9.73869969	-1.80728820	0.67144620
N	-9.73961400	-0.70597737	-1.80321203
C	-10.78166513	0.34986538	3.98072613
C	-10.81046063	0.37775858	2.57415027
N	-11.96330772	0.02594945	1.92611733
C	-13.12982345	-0.23947361	3.99828435
C	-11.95392768	0.06541789	4.67005186
C	-10.80413432	-0.38703925	-4.00116614
C	-10.82423003	-0.40991192	-2.59436116
N	-11.96929255	-0.04662055	-1.93667193
C	-13.14641448	0.21972011	-4.00567437
C	-11.97775865	-0.09561225	-4.68465485
C	-10.78008459	3.97565846	-0.37838467
C	-10.80912218	2.56891820	-0.40352125
N	-11.95901529	1.92096902	-0.04025665
C	-13.12420475	3.99480696	0.22514361
C	-11.94994234	4.66593241	-0.08754819
C	-10.80566247	-4.00595258	0.35861884
C	-10.82556282	-2.59930264	0.38409140
N	-11.97361990	-1.94159146	0.03229344
C	-13.15209753	-4.00897454	-0.23349769
C	-11.98173859	-4.68854788	0.07392820
Ni	-7.50795464	-0.01367114	-0.00609666
Ni	-9.73720741	-0.02310949	-0.02156861
C	-13.11229800	-0.30886222	2.59175149
C	-13.11935929	0.29236859	-2.59945856
C	-13.10627998	2.58852408	0.29682046
C	-13.12541784	-2.60253296	-0.30423408
N	-14.19470085	-0.62559151	1.80908238
N	-14.18877793	1.80738247	0.61785667

SUPPORTING INFORMATION

N	-14.20389922	-1.81622491	-0.62405318
N	-14.19793174	0.61638138	-1.81460418
C	-15.24947986	-2.28895614	3.29013738
C	-15.27619542	-1.36017285	2.23289806
N	-16.42858086	-1.20824890	1.50967090
C	-17.59704047	-2.74843610	2.92131487
C	-16.42158873	-2.95116640	3.63184019
C	-15.25048514	2.28429086	-3.29082301
C	-15.27704343	1.35796513	-2.23139829
N	-16.42540320	1.21624860	-1.49901034
C	-17.59168477	2.76206120	-2.90736296
C	-16.41958685	2.95481268	-3.62607222
C	-15.23077826	3.28877831	2.28875934
C	-15.26449076	2.23108218	1.36060557
N	-16.41820067	1.50793423	1.21796813
C	-17.57553921	2.92216858	2.76415870
C	-16.39799690	3.63166675	2.95872672
C	-15.26927162	-3.29235909	-2.28409122
C	-15.28879519	-2.23322776	-1.35737003
N	-16.43581138	-1.50072492	-1.20647971
C	-17.61326415	-2.90666474	-2.74600546
C	-16.44328241	-3.62647979	-2.94677314
Ni	-11.96733507	-0.00745680	0.00076788
Ni	-14.19776135	-0.00568621	-0.00648186
C	-17.57766094	-1.89195613	1.80398400
C	-17.57125737	1.90746158	-1.78865229
C	-17.56271650	1.80439399	1.90827223
C	-17.58623928	-1.78827863	-1.89103078
N	-18.66225750	-1.62527831	1.00556054
N	-18.65008748	1.00735378	1.64826083
N	-18.66593115	-0.98246472	-1.62686029
N	-18.65375648	1.64985375	-0.98428545
C	-19.71890302	-3.85233155	1.04781830
C	-19.74303165	-2.45797041	0.85170260
N	-20.89452055	-1.87084724	0.40093891
C	-22.06182709	-3.96104866	0.44952234
C	-20.88760574	-4.57904199	0.86079714
C	-19.69254301	3.88522045	-1.02172285
C	-19.72692005	2.49116360	-0.82479327
N	-20.88069807	1.91358248	-0.36749339
C	-22.03124874	4.01320196	-0.41092960
C	-20.85423423	4.62147115	-0.82874703
C	-19.69160986	1.05074766	3.88238731
C	-19.72535184	0.85469784	2.48818171
N	-20.88139928	0.40547542	1.90890920
C	-22.03464912	0.45590325	4.00682742
C	-20.85564587	0.86542325	4.61690687
C	-19.71989591	-1.01895623	-3.85513758

SUPPORTING INFORMATION

C	-19.74462479	-0.82183518	-2.46093781
N	-20.89382447	-0.36294029	-1.87552965
C	-22.05845845	-0.40460855	-3.96743299
C	-20.88625528	-0.82428163	-4.58359029
Ni	-16.43006615	0.00447751	0.00761742
Ni	-18.66457429	0.01235950	0.00992168
C	-22.04002355	-2.58117097	0.17472964
C	-22.01923170	2.63330224	-0.13577396
C	-22.02251001	0.18112356	2.62685929
C	-22.03675387	-0.12937729	-2.58763724
N	-23.12732654	-1.85851446	-0.24717672
N	-23.11528807	-0.23897163	1.91138473
N	-23.12234010	0.29998386	-1.86677377
N	-23.11031021	1.91961369	0.29174478
C	-24.07124920	-3.50287554	-1.81285092
C	-24.16582831	-2.36533017	-0.97627535
N	-25.33660355	-1.65726815	-0.95401624
C	-26.34963349	-3.17001286	-2.51415544
C	-25.15609109	-3.89903786	-2.57209040
C	-24.03305769	3.57191378	1.86165710
C	-24.14103064	2.43499863	1.02582896
N	-25.31770452	1.73657488	1.00943400
C	-26.31069705	3.25797940	2.57403851
C	-25.11092105	3.97716129	2.62602124
C	-24.05095864	-1.80306815	3.56194082
C	-24.15162536	-0.96635035	2.42501122
N	-25.32701677	-0.94214951	1.72467842
C	-26.33266765	-2.50054732	3.24413470
C	-25.13443419	-2.56047875	3.96526838
C	-24.05336661	1.87140798	-3.51298842
C	-24.15523403	1.03576227	-2.37538615
N	-25.32728289	1.02132372	-1.66920930
C	-26.32766338	2.58764825	-3.18398253
C	-25.13259609	2.63759858	-3.91109728
Ni	-20.90692478	0.02145703	0.01702389
Ni	-23.16973591	0.03076854	0.02240205
Ni	-25.51838917	0.04041523	0.02824343
C	-26.36168736	2.13796204	1.76265328
C	-26.37654194	-1.68862716	2.12420277
C	-26.37262249	1.77631437	-2.06366587
C	-26.38748850	-2.04983742	-1.70226306
Cl	-28.29248019	0.05178194	0.03504301
H	-5.39730133	3.30781656	3.07879075
H	-9.59208526	2.58728754	3.72053866
H	-7.49241217	3.76035163	4.33335789
H	-9.61241985	-2.62082737	-3.74532738
H	-7.52142342	-3.80801794	-4.36354524
H	-9.59728824	3.71276325	-2.61987363

SUPPORTING INFORMATION

H	-7.50152064	4.32435523	-3.80240744
H	-9.60720798	-3.75255737	2.58811989
H	-7.51200041	-4.37275873	3.76499461
H	-9.85513445	0.53826909	4.50361403
H	-14.05249912	-0.41355996	4.53278762
H	-11.95024069	0.08195934	5.75652040
H	-9.88212503	-0.58442917	-4.52863204
H	-14.07174297	0.39859439	-4.53396969
H	-11.98103912	-0.11553811	-5.77104912
H	-9.85497681	4.49802786	-0.57487579
H	-14.04617487	4.52942834	0.40262594
H	-11.94602854	5.75236181	-0.10624736
H	-9.88223955	-4.53392562	0.54799471
H	-14.07820317	-4.53715394	-0.40861071
H	-11.98523994	-5.77497630	0.09200393
H	-14.32312265	-2.48290437	3.81130687
H	-18.52068925	-3.22552895	3.21582685
H	-16.41853104	-3.64102292	4.47133924
H	-14.32628628	2.46967491	-3.81887471
H	-18.51385979	3.24512719	-3.19672523
H	-16.41693144	3.64286853	-4.46704407
H	-14.30295808	3.80992092	2.47564741
H	-18.49583956	3.21801602	3.24686211
H	-16.38957525	4.47158291	3.64803548
H	-14.34658345	-3.82060746	-2.47633137
H	-18.53879436	-3.19472306	-3.22340233
H	-16.44602889	-4.46716655	-3.63517225
H	-18.79423515	-4.33909441	1.32275272
H	-22.98537934	-4.51443186	0.35062937
H	-20.88306989	-5.65065076	1.04017450
H	-18.76548622	4.36425527	-1.30216056
H	-22.94974037	4.57410852	-0.30741064
H	-20.84195436	5.69293166	-1.00864587
H	-18.76335422	1.32457542	4.36291210
H	-22.95461636	0.35844305	4.56639906
H	-20.84364026	1.04478059	5.68846259
H	-18.79644579	-1.30058969	-4.34039356
H	-22.98053875	-0.29966026	-4.52215421
H	-20.88147173	-1.00428013	-5.65509236
H	-23.12746751	-4.02804362	-1.87457374
H	-27.22437423	-3.45148583	-3.08784225
H	-25.06842102	-4.76423608	-3.22311444
H	-23.08473174	4.08938455	1.91860266
H	-27.18030551	3.54676751	3.15187776
H	-25.01298997	4.84175869	3.27638076
H	-23.10385504	-1.86630716	4.08091441
H	-27.20649582	-3.07275623	3.53139193
H	-25.04215404	-3.21163093	4.82989097

SUPPORTING INFORMATION

H	-23.10837299	1.92681232	-4.03668261
H	-27.19818191	3.16696945	-3.46700144
H	-25.03928791	3.28780174	-4.77632286
H	-27.25344532	1.52691268	1.65763170
H	-27.26659114	-1.57767473	1.51170993
H	-27.26049438	1.67278225	-1.44673025
H	-27.27365984	-1.43148277	-1.59278083
C	-6.34409908	-2.87581436	-2.83445621
H	-5.42122290	-3.36389443	-3.11263187
C	-6.33021071	2.79218185	-2.86857387
H	-5.40671280	3.06668961	-3.35754337
C	-6.33636663	-2.84386781	2.83025729
H	-5.41143222	-3.12523800	3.31264146

References

- [1] B. Ravel, M. Newville, *J. Synchrotron Radiat.* **2005**, *12*, 537-541.
- [2] a) A. D. Becke, *J. Chem. Phys.* **1993**, *98*, 5648-5652; b) C. Lee, W. Yang, R. G. Parr, *Phys. Rev. B* **1988**, *37*, 785-789.
- [3] W. J. Hehre, R. Ditchfield, J. A. Pople, *J. Chem. Phys.* **1972**, *56*, 2257-2261.
- [4] P. J. Hay, W. R. Wadt, *J. Chem. Phys.* **1985**, *82*, 270-283.
- [5] G. T. M. Frisch, H. B. Schlegel, G. E. Scuseria, M. A. Robb, J. R. Cheeseman, G. Scalmani, V. Barone, B. Mennucci and G. Petersson, *Gaussian 09, Revision A. 2, Gaussian, Inc., Wallingford CT, 2009*.
- [6] K. Zeng, H. Peng, *Chin. J Polym. Sci* **2023**, *41*, 3-6.
- [7] G. Dyker, M. Mastalerz, K. Merz, *Eur. J. Org. Chem.* **2003**, *2003*, 4355-4362.
- [8] H. Hasanov, U. K. Tan, R. R. Wang, G. H. Lee, S. M. Peng, *Tetrahedron Lett.* **2004**, *45*, 7765-7769.

Author Contributions

H. P. figured out the conception of metal-backboned polymer and directed all aspects of the project. H. P., G. W. and K. Z. designed the experiments. K. Z. and Y. Y. performed the experiments on the syntheses, characterizations, theoretical calculations and property studies and contributed equally to this work. Y. X. carried out Cryo-TEM measurements. W. T. provided guidance on the theoretical calculations. J. X., N. W., J. X., Y. Z., Y. W. and all other authors discussed the data and wrote the paper.